



TK Supply List



Welcome students and parents to TK! Here is a list of necessary items your child will need for the class. Please review the list and bring these items at the beginning of the school year. Please make sure to label each of these items with your child's Name (*except for the folders*). Thank you for your attention to this matter. We appreciate your dedication to your child's education.

SUPPLIES:

- ___ Three (3) Paper Towel Rolls
- ___ Three (3) Boxes of Tissue
- ___ Two (2) Packets of Baby Wipes
- ___ Three (3) Pack of Large Clorox/Lysol Disinfectant Wipes Canisters
- ___ Two (2) Large Lysol Disinfectant Spray Cans
- ___ Two (2) Bottle of Hand Sanitizer
- ___ Two (2) Boxes of Zip Lock Storage bags (1 gallon size) (1 quart size)
- ___ Three (3) Reams of White Xerox/Printing Paper
- ___ One (1) Ream of White Cardstock paper
- ___ One (1) Box of envelopes
- ___ One (1) Book Bag or Backpack (NO wheels please)
- ___ One (1) Lunch Pail (for snacks/ lunch)
- ___ One (1) Reusable Water Bottle
- ___ One (1) Eraser
- ___ One (1) Pair of Children's Scissors
- ___ Two (2) four-pack of black or color Expo Dry Erase Markers
- ___ One (1) Personal Dry Eraser board with lines (shown→)
- ___ One (1) Pair of small headphones (no earbuds)
- ___ Two (2) Elmer's Glue sticks (supply as needed throughout the year)
- ___ One (1) Box Crayola Crayons (24 pack)
- ___ One (1) Carton (set of 4) Playdough set
- ___ One (1) Set of Watercolors with Brush
- ___ Two (2) Plastic pocket folders (1 yellow and 1 green) (please do not write names on folders)
- ___ A Zip Lock bag with extra underwear, socks and shorts (In case of a bathroom accident)
- ___ One (1) Extra face mask to keep at school for them.
- ___ Please send \$20.00 in an envelope with your child's name (annual class supply fee)



****You will be notified if additional supplies are needed throughout the year....***

Thank you in advance for your cooperation,

TK Teacher

****Please sure your child brings a healthy snack and drink school. ****

Incoming Transitional Kinder Summer Assignments



Dear TK Parents/ Guardians,

Welcome to Transitional Kinder! I am looking forward to a wonderful school year full of fun and learning. I hope you and your child will have a wonderful and well-deserved summer break that will refuel and refresh him/her for the coming school year. I look forward to working with you this coming school year to ensure the academic success of your child.

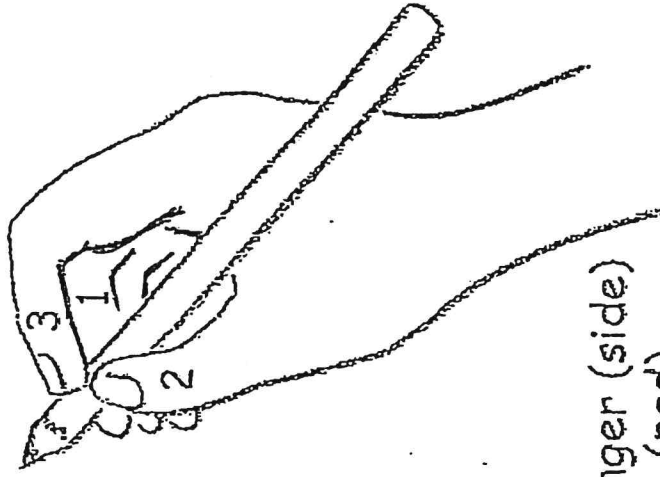
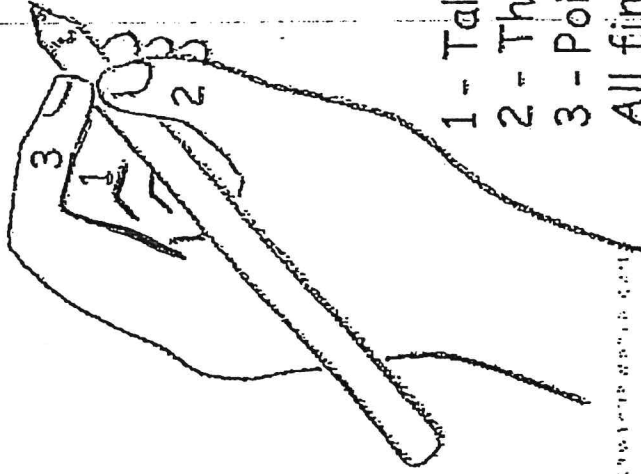
A very important academic foundation will be laid during this school year in Transitional Kindergarten. The students will develop important social and academic skills throughout numerous activities. Our Transitional Kindergarten program emphasizes creativity, critical thinking, independence and most importantly acquisition of math concepts and early literacy skills.

Enclosed is a practice packet of worksheets that should be worked on throughout the summer. The TK readiness packet **will be due the first day of school.** These assignments will be your child's first graded work and will count towards their grade in their report card for the first trimester. Thank you in advance for your attention to this matter and for your cooperation and dedication to your child's education. I look forward to working with you this coming school year. Have a safe and blessed summer vacation.

Attentively,







Ms. Zuniga

Tripod Grip




- 1 - Tall Finger (side)
 - 2 - Thumb (pad)
 - 3 - Pointing Finger (tip)
- All fingers are slightly bent.

Tracing Lines

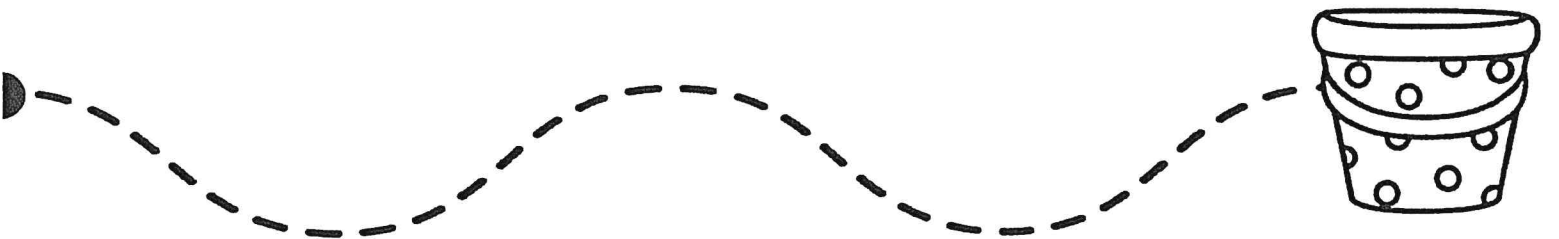
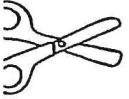



Name: _____



Let's Cut Across

Directions: Start at the black dot and use your scissors to cut the lines across to each beach pail.





a

b

c

d

e

f

g

h

i

j

k

l

m

n

o

p

q

r

s

t

u

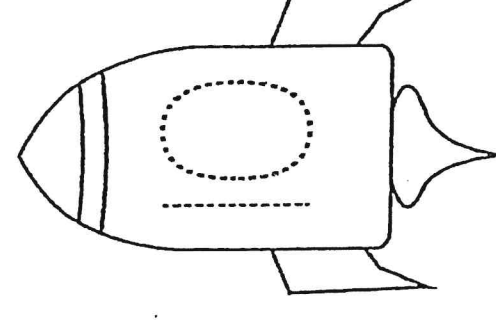
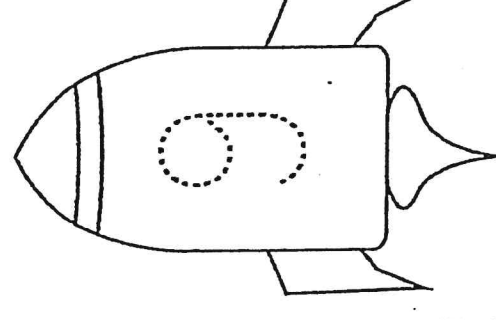
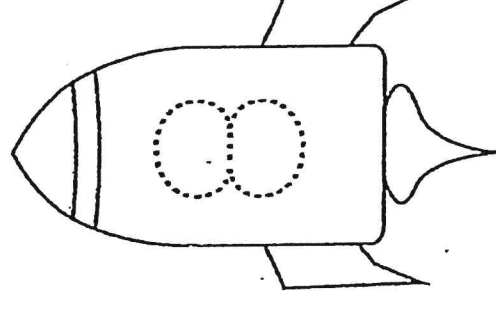
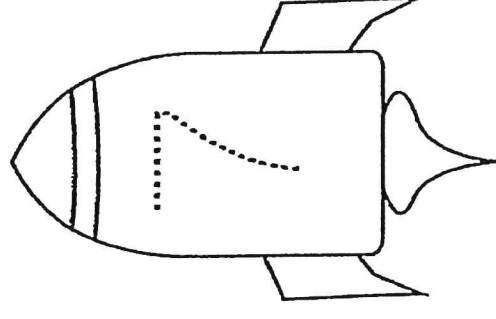
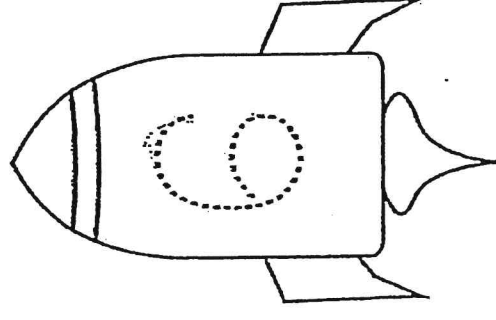
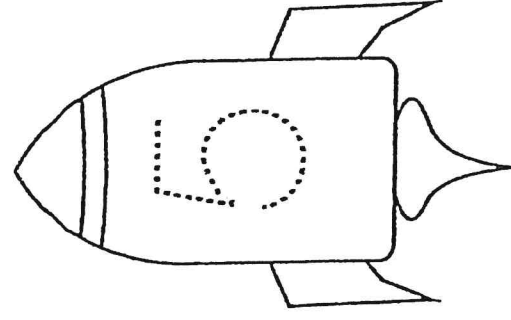
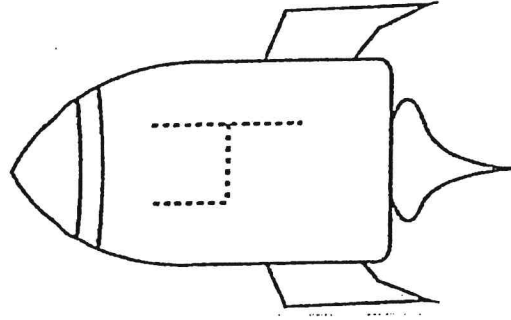
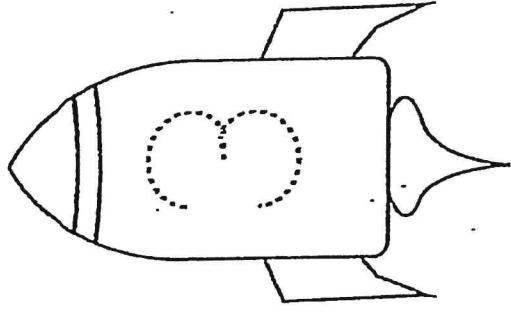
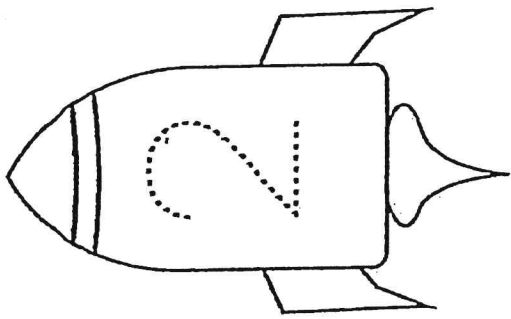
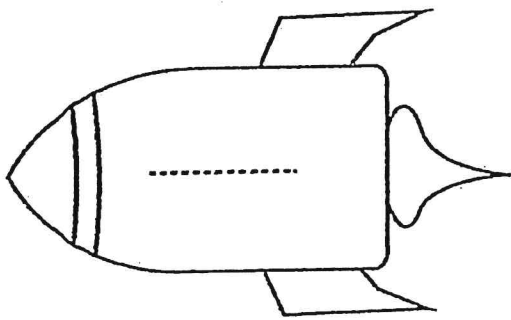
v

w

x


y

z

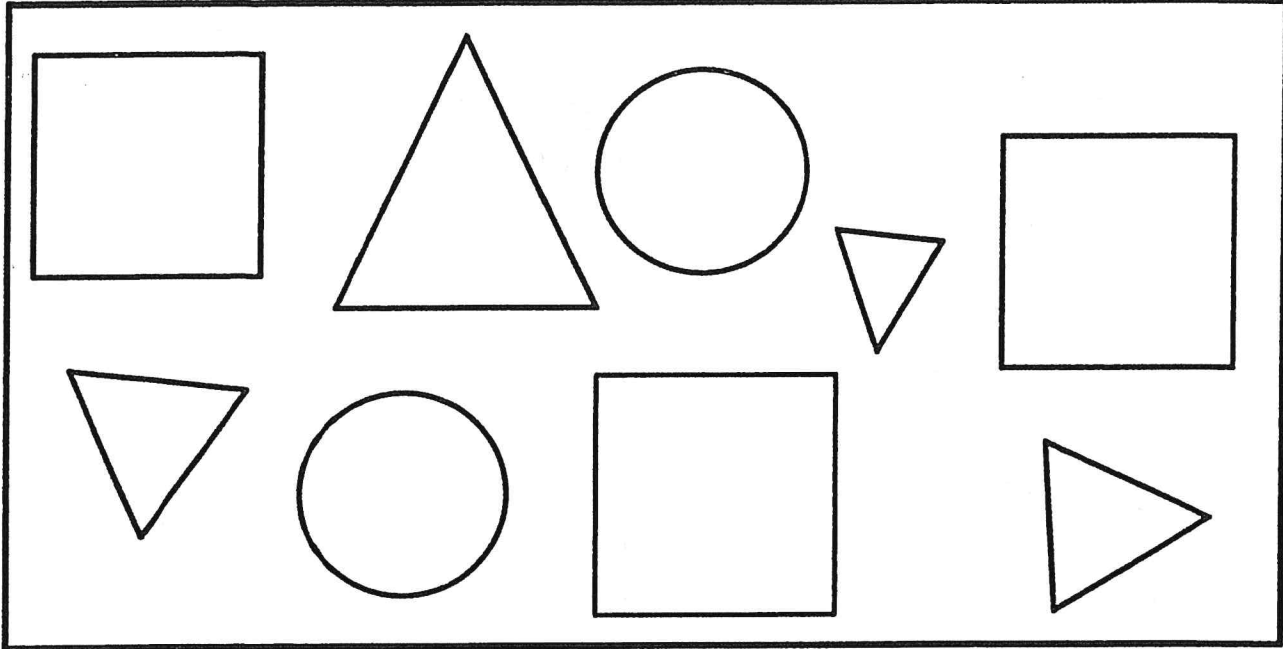





Name: _____

Let's Graph



Directions: Count the shapes and color in a box for each one.



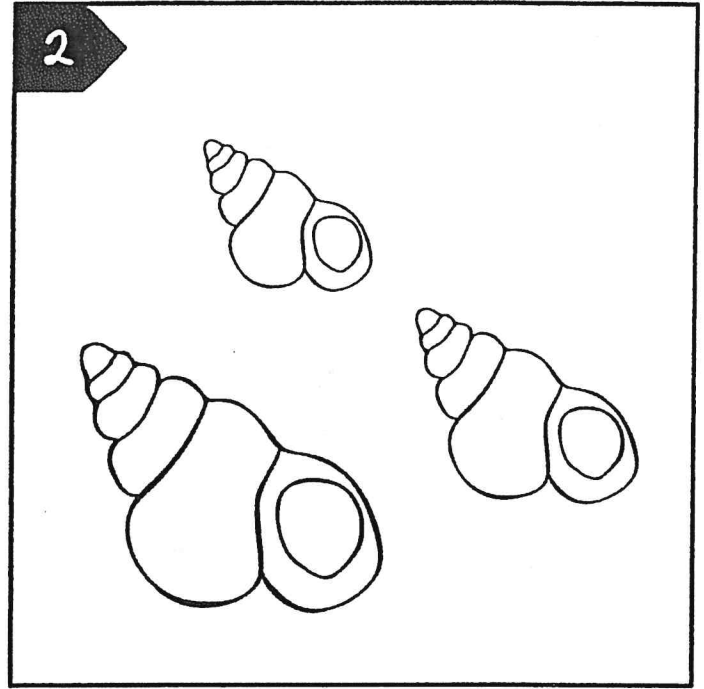
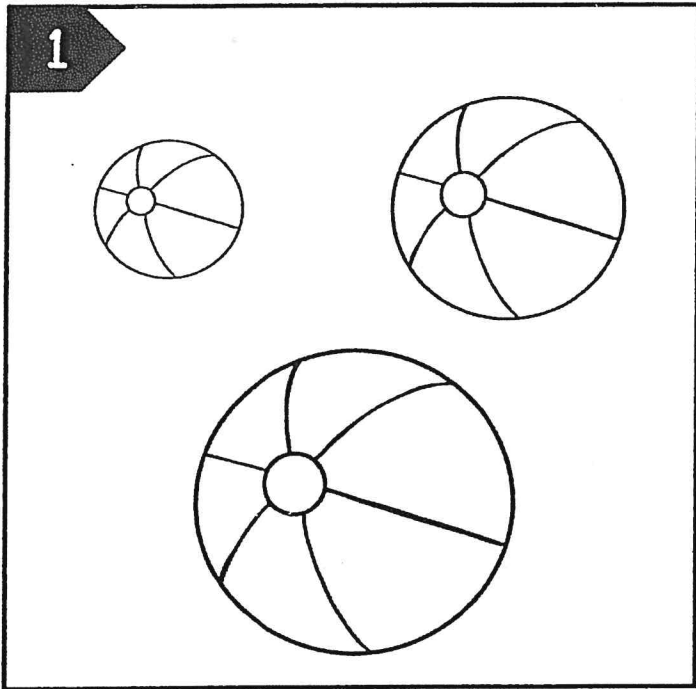
Number of Shapes	4			
	3			
	2			
	1			
				

Shape



Name: _____

Smallest vs. Largest

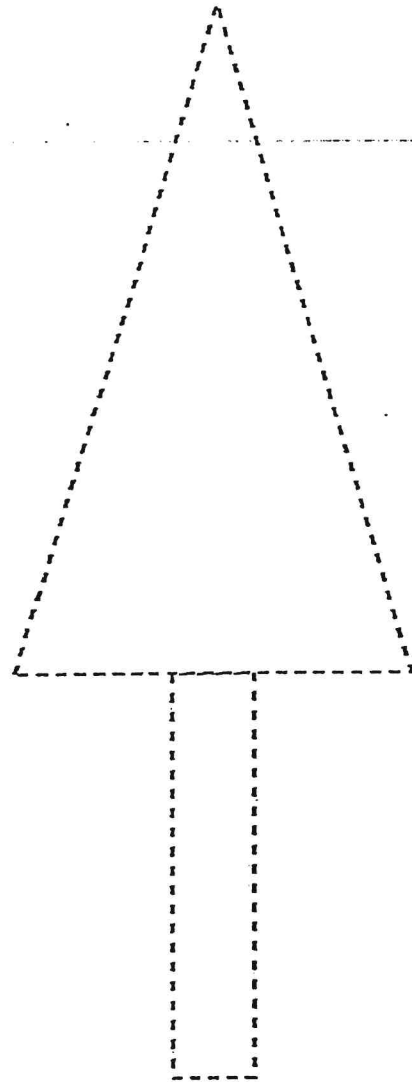
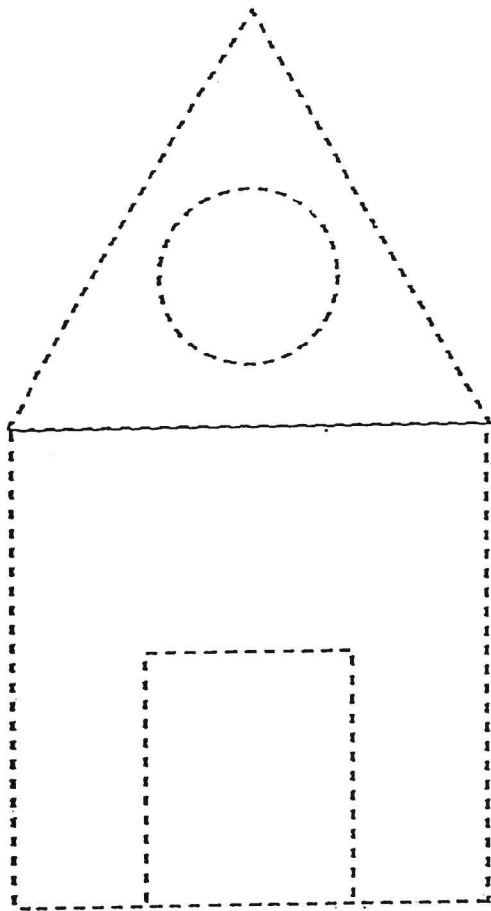

Circle the object in each box that is the **smallest**.



Circle the object in each box that is the **largest**.




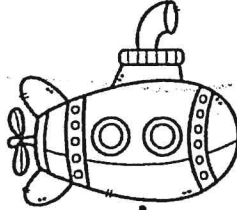


Trace the shapes.



Scissor Practice

Name: _____


Directions: Practice cutting along the lines.



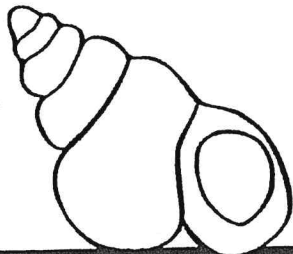
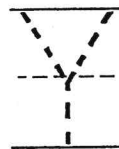
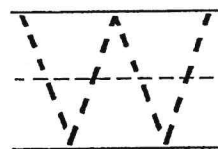
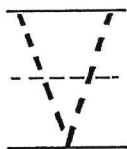
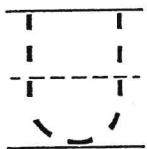
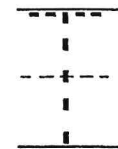
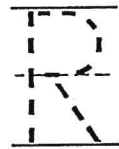
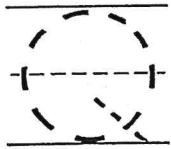

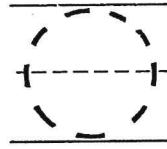
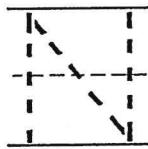
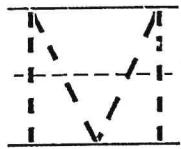
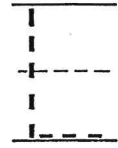
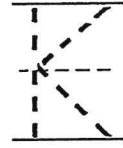
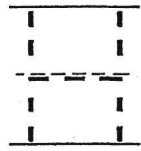
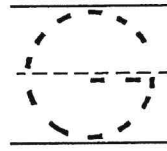
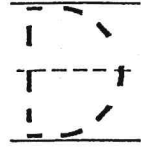
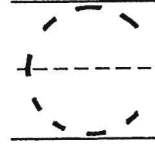
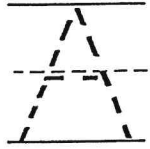
Name: _____

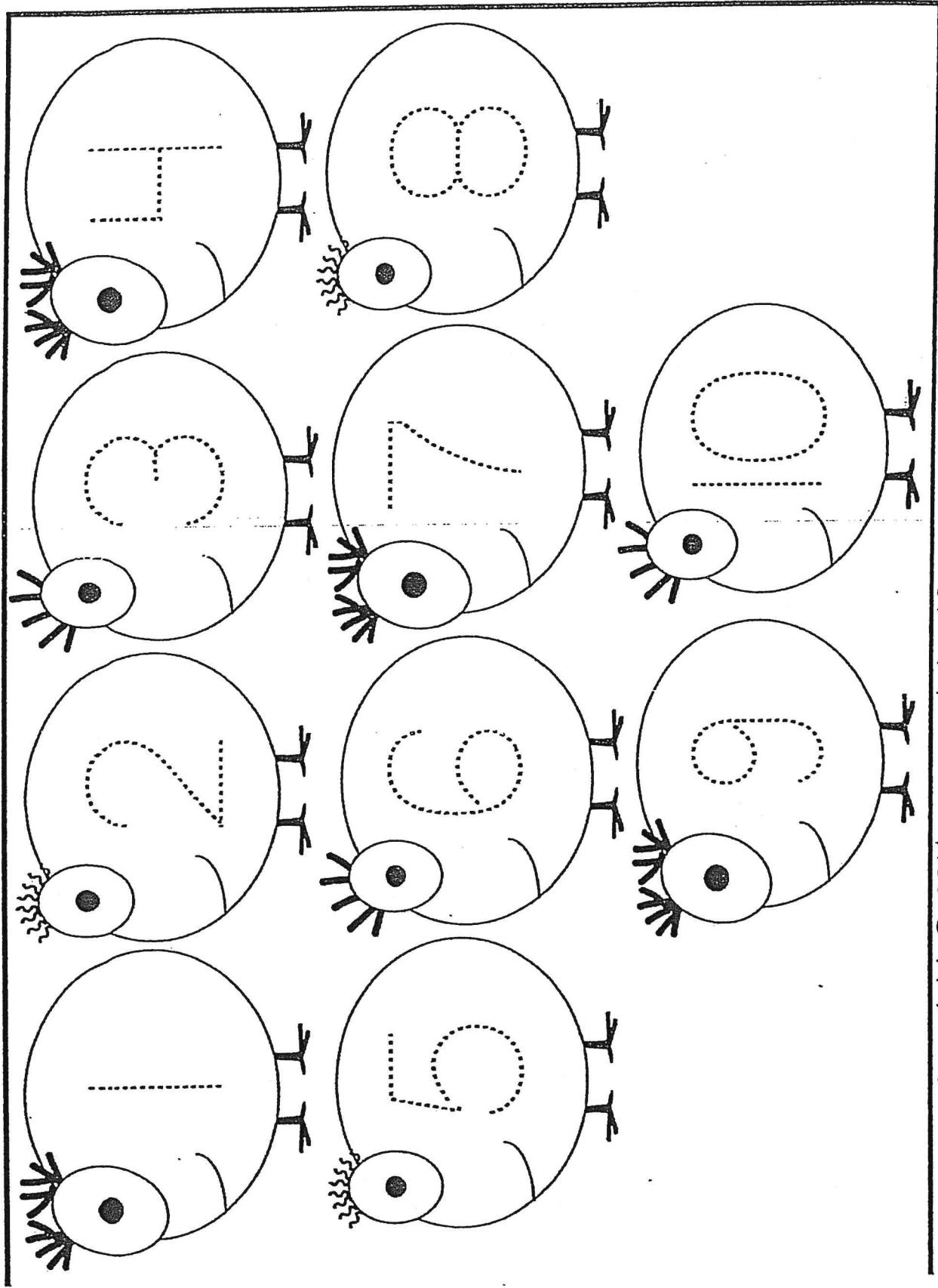
Handwriting Practice

Uppercase Letters A - Z




Directions: Trace the letters from A to Z.



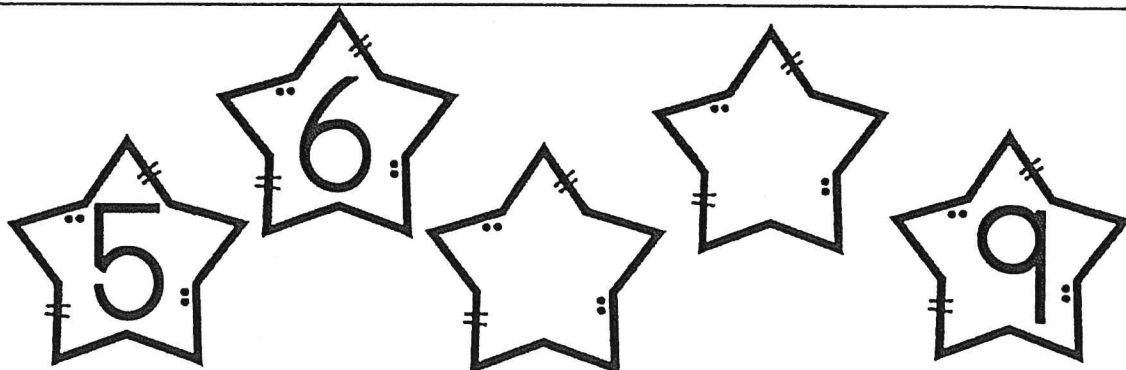
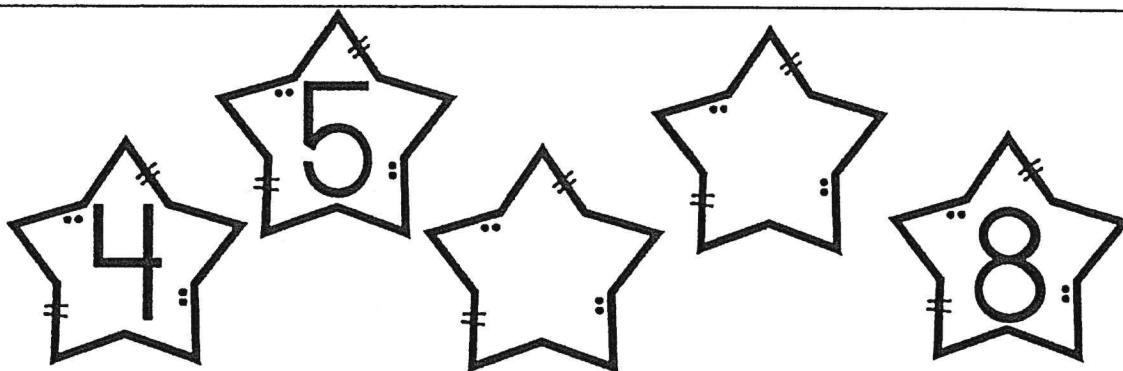
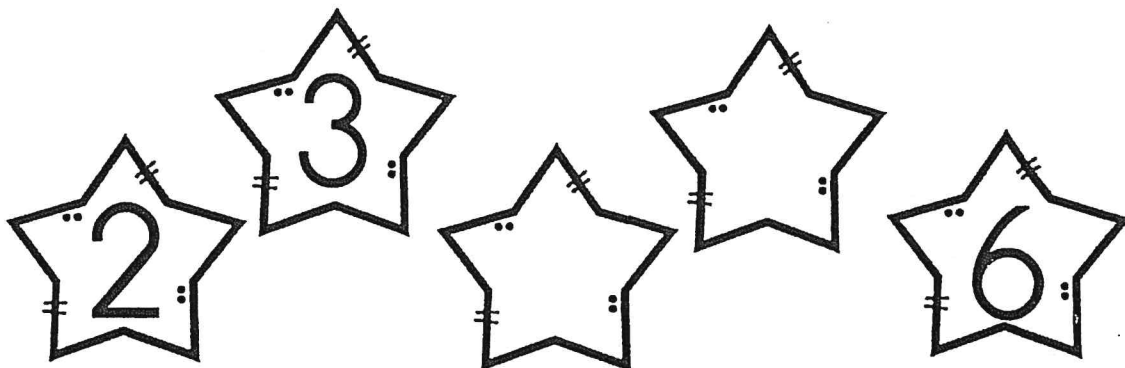
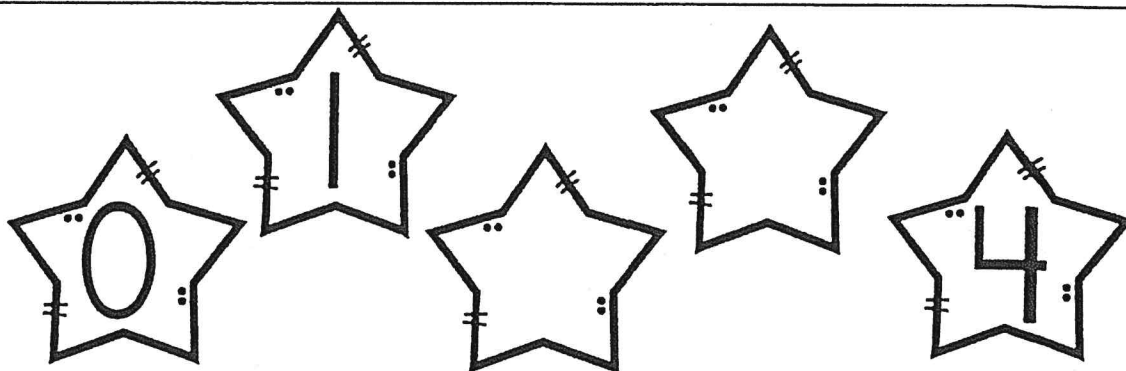


Name: _____

Counting Up



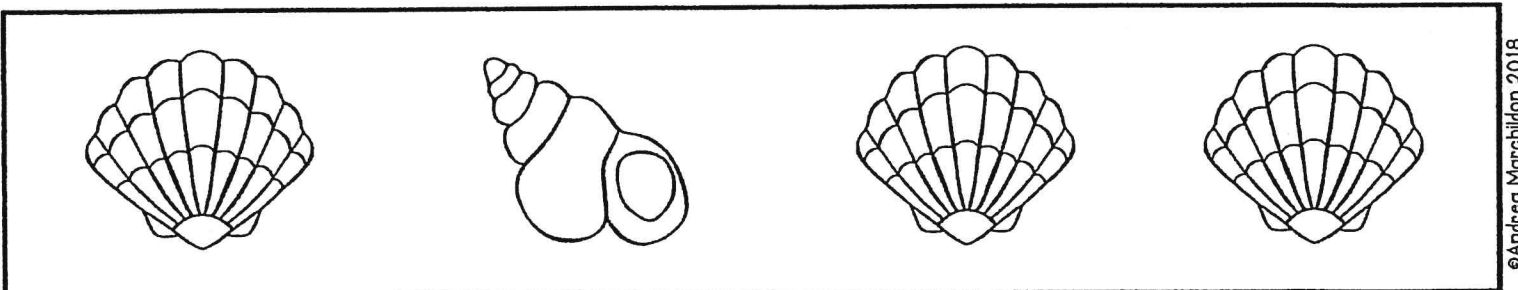

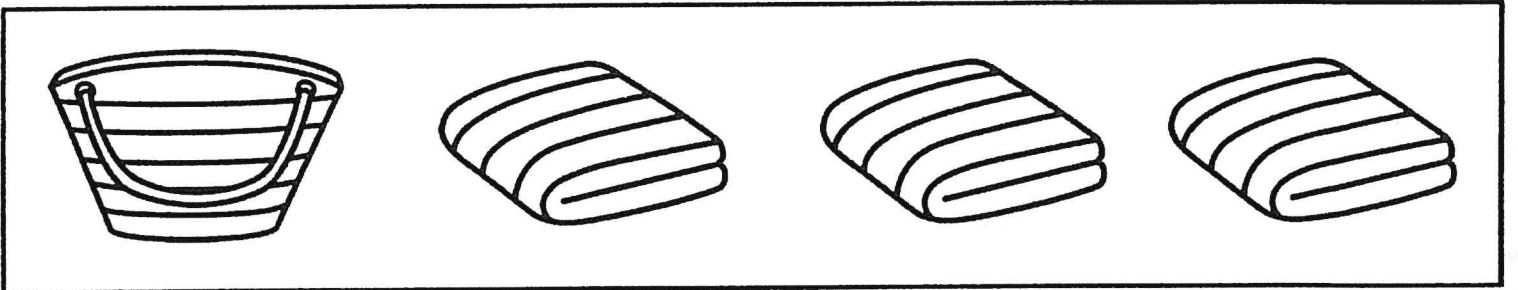
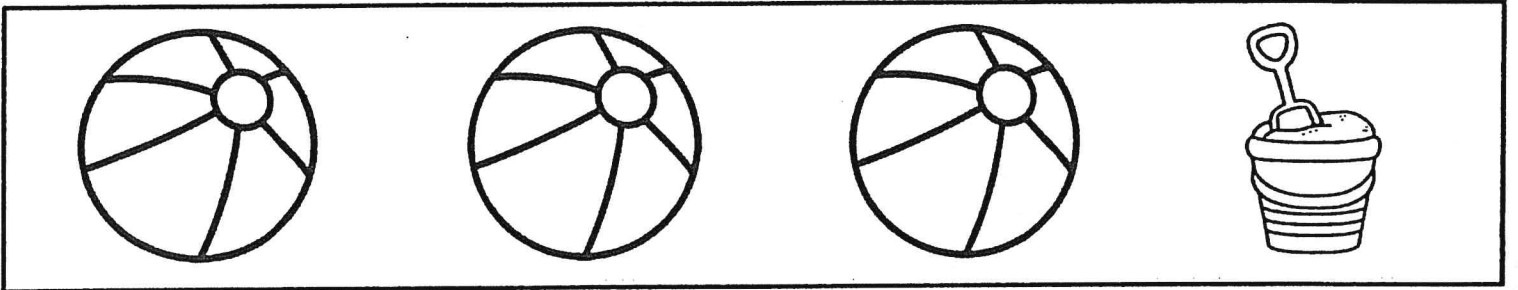

Directions: Write the missing numbers on the stars.

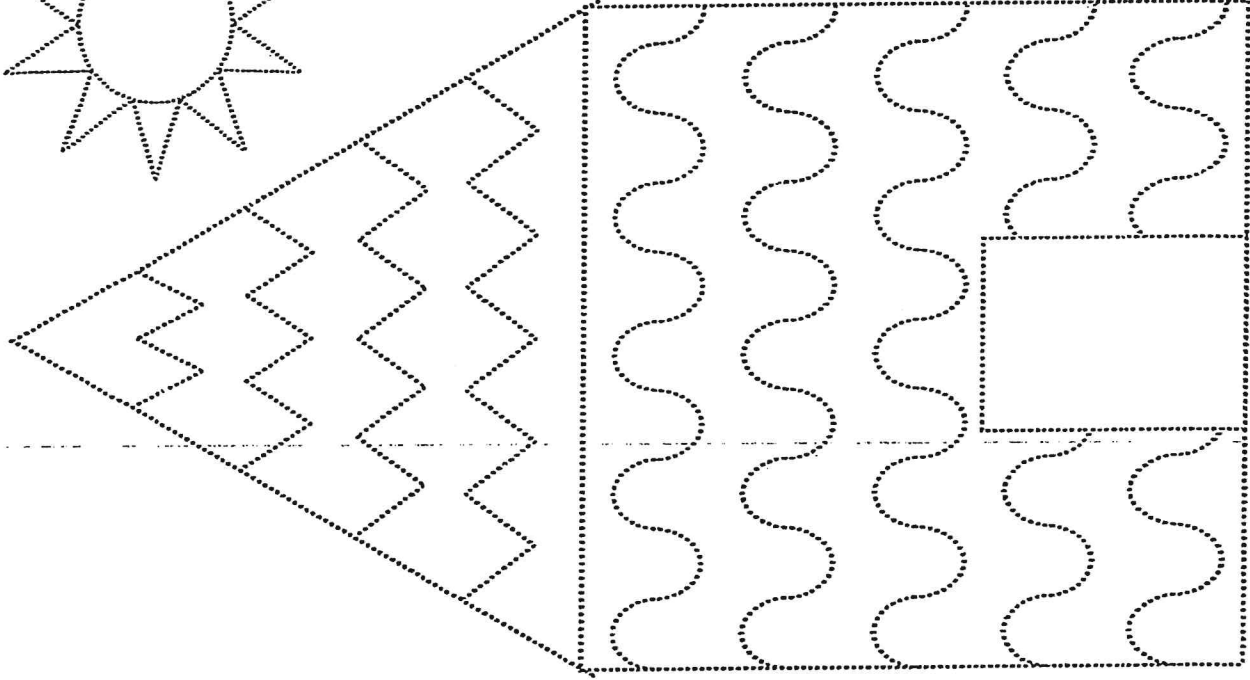



Name: _____


What's Different?

Directions: Look at all of the pictures in each row. Circle the picture that is different.







Name: _____



Color and Cut Watermelon

Directions: Color the watermelon by code. Then, cut it out.



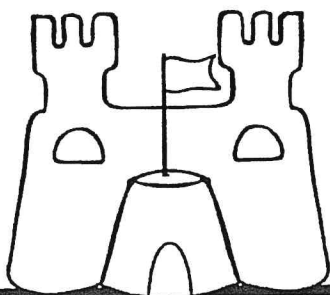
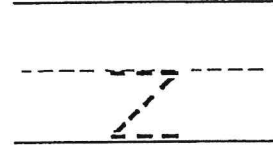
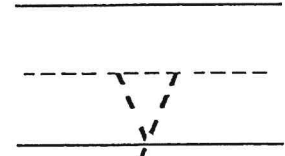

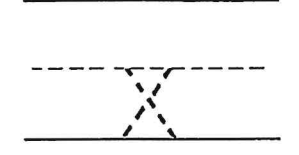
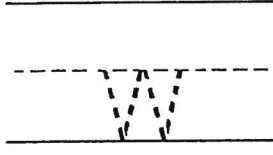
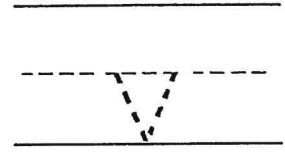
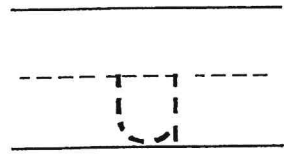
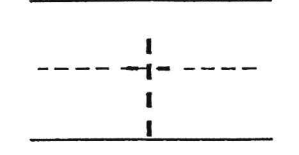
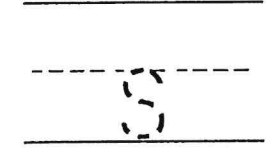
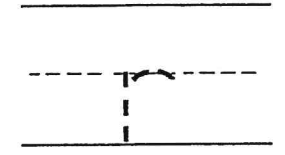
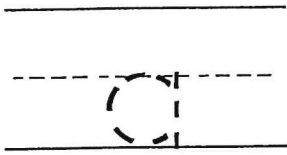
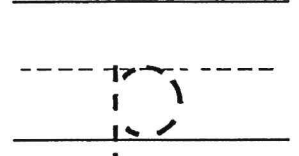
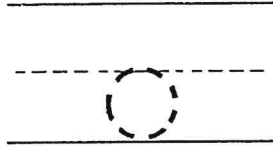
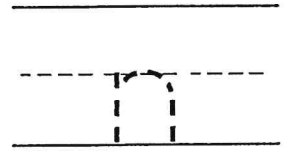
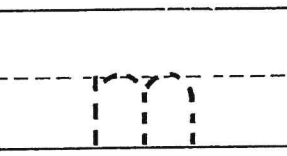
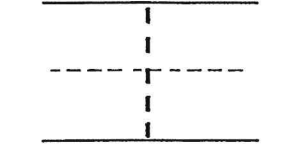
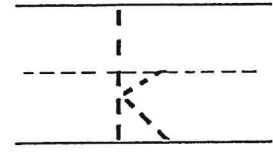
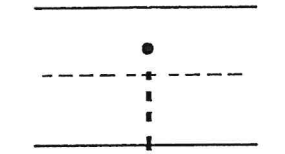
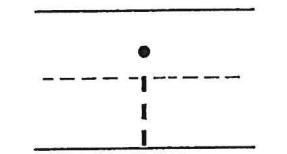
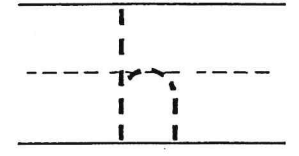
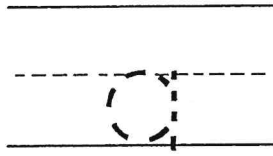
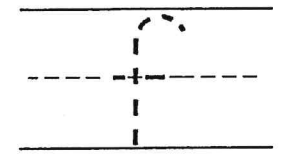
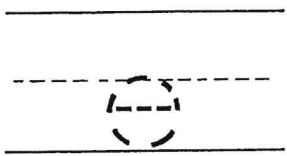
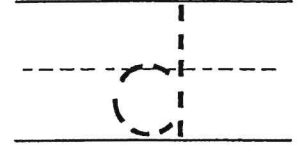
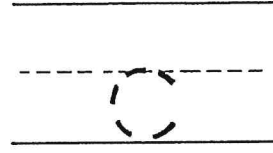
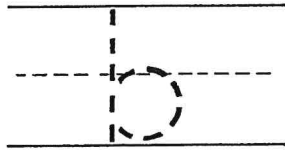
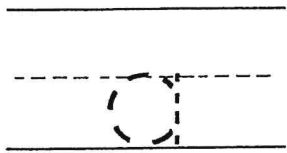
Name: _____

Handwriting Practice

Lowercase Letters a - z



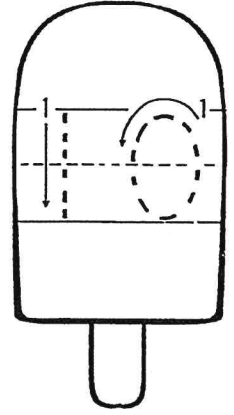
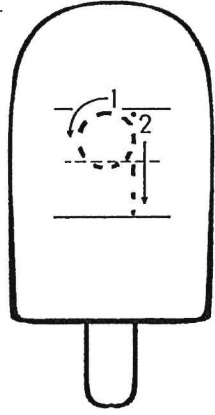
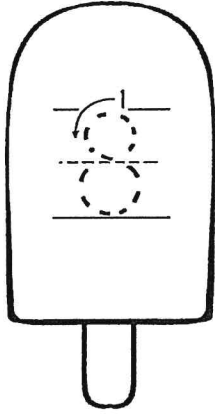
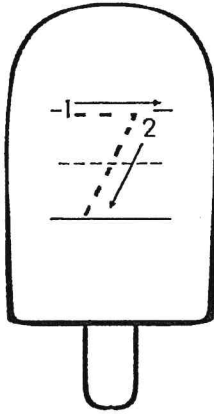
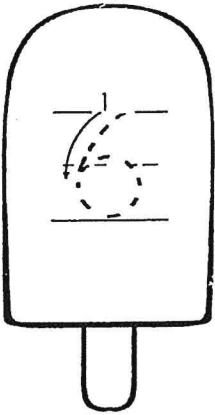
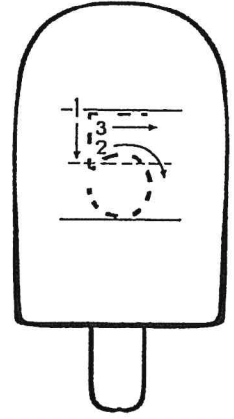
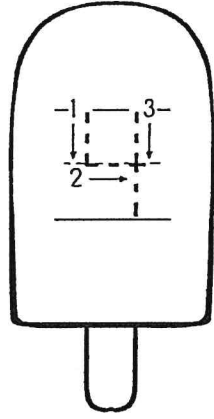
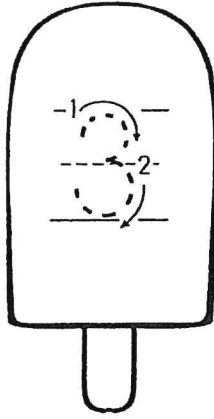
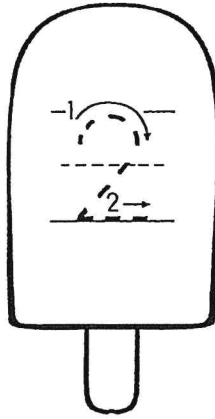
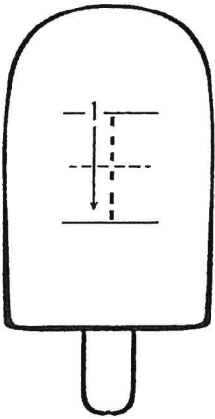
Directions: Trace the letters from a to z.



Name: _____

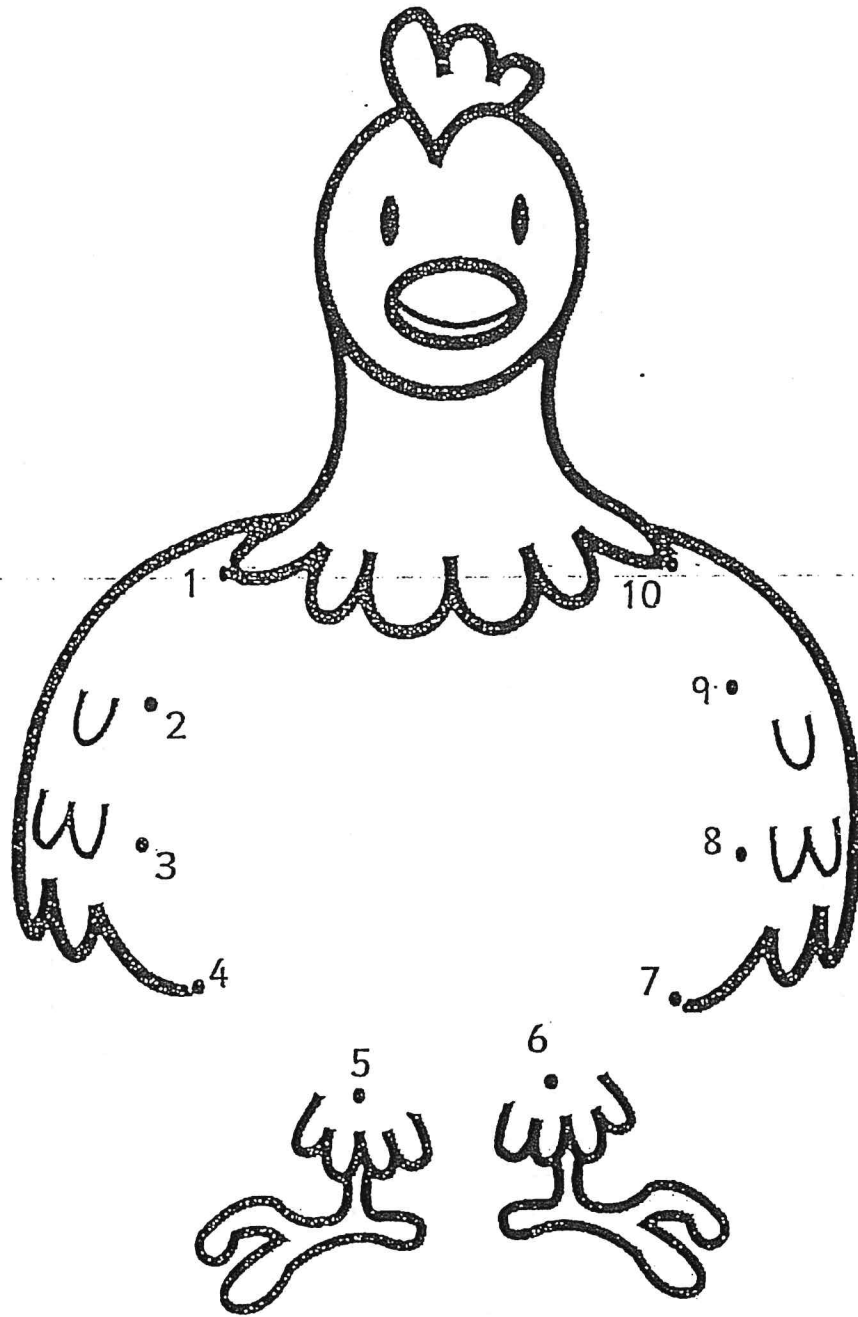
Number Tracing

Directions: Trace the numbers 1 - 10.



Directions: Write the numbers 1 - 10 in your best handwriting.

_____	_____	_____	_____	_____
_____	_____	_____	_____	_____
_____	_____	_____	_____	_____
_____	_____	_____	_____	_____
_____	_____	_____	_____	_____
_____	_____	_____	_____	_____
_____	_____	_____	_____	_____
_____	_____	_____	_____	_____







Name _____





Activity





Name: _____

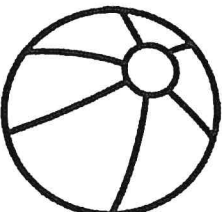



Summer Patterns





Directions: Cut and paste the pictures to complete each pattern.

				Paste Here
--	---	---	--	------------


				Paste Here
--	---	---	--	------------

				Paste Here
---	--	--	---	------------

				Paste Here
--	---	---	--	------------

				Paste Here
--	---	---	---	------------

©Andrea Marchildon 2018

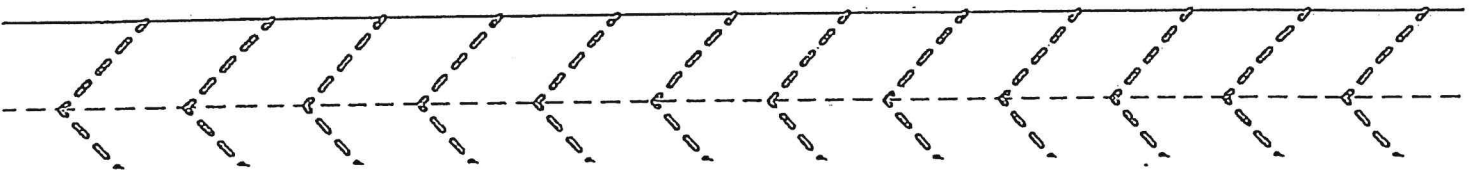
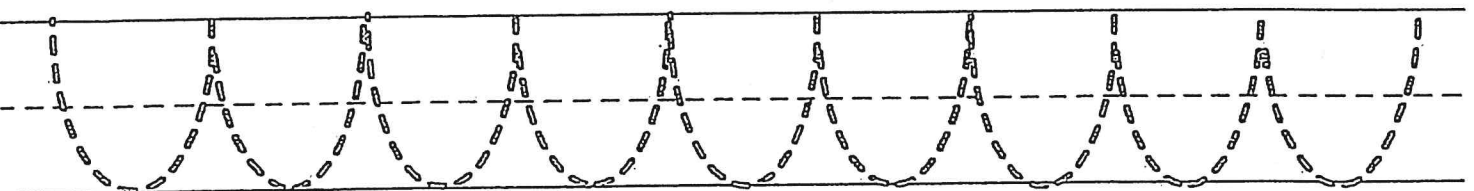
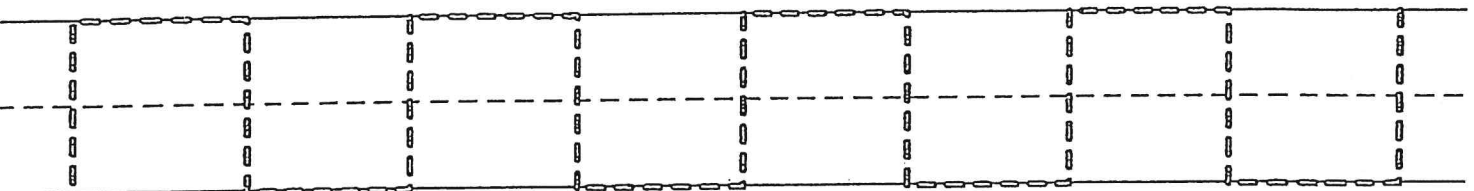
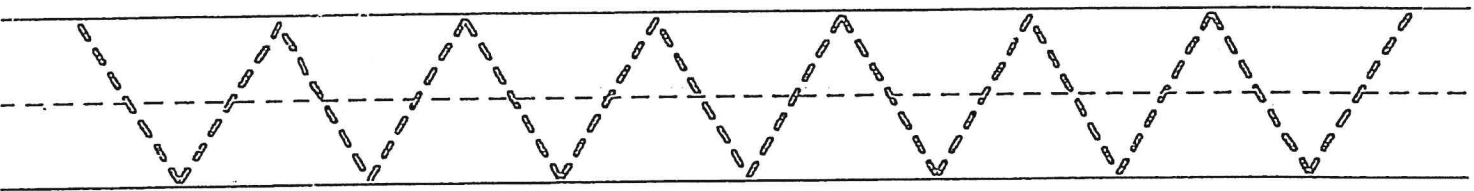
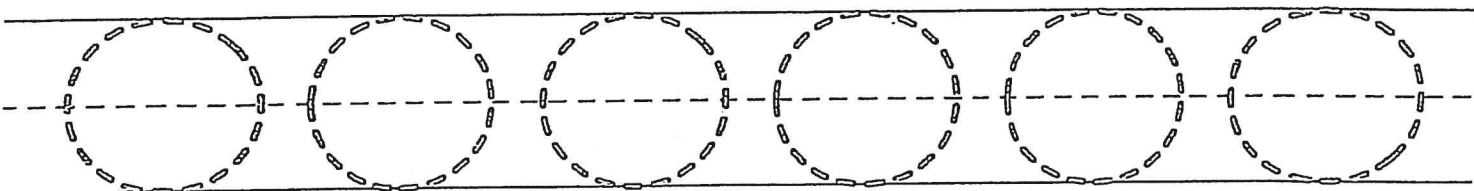
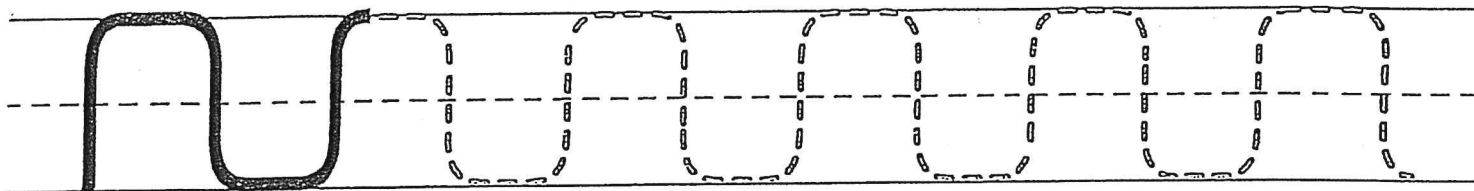


Name: _____

Date: _____

Time: ____ : ____ - ____ : ____

Trace the Pattern.

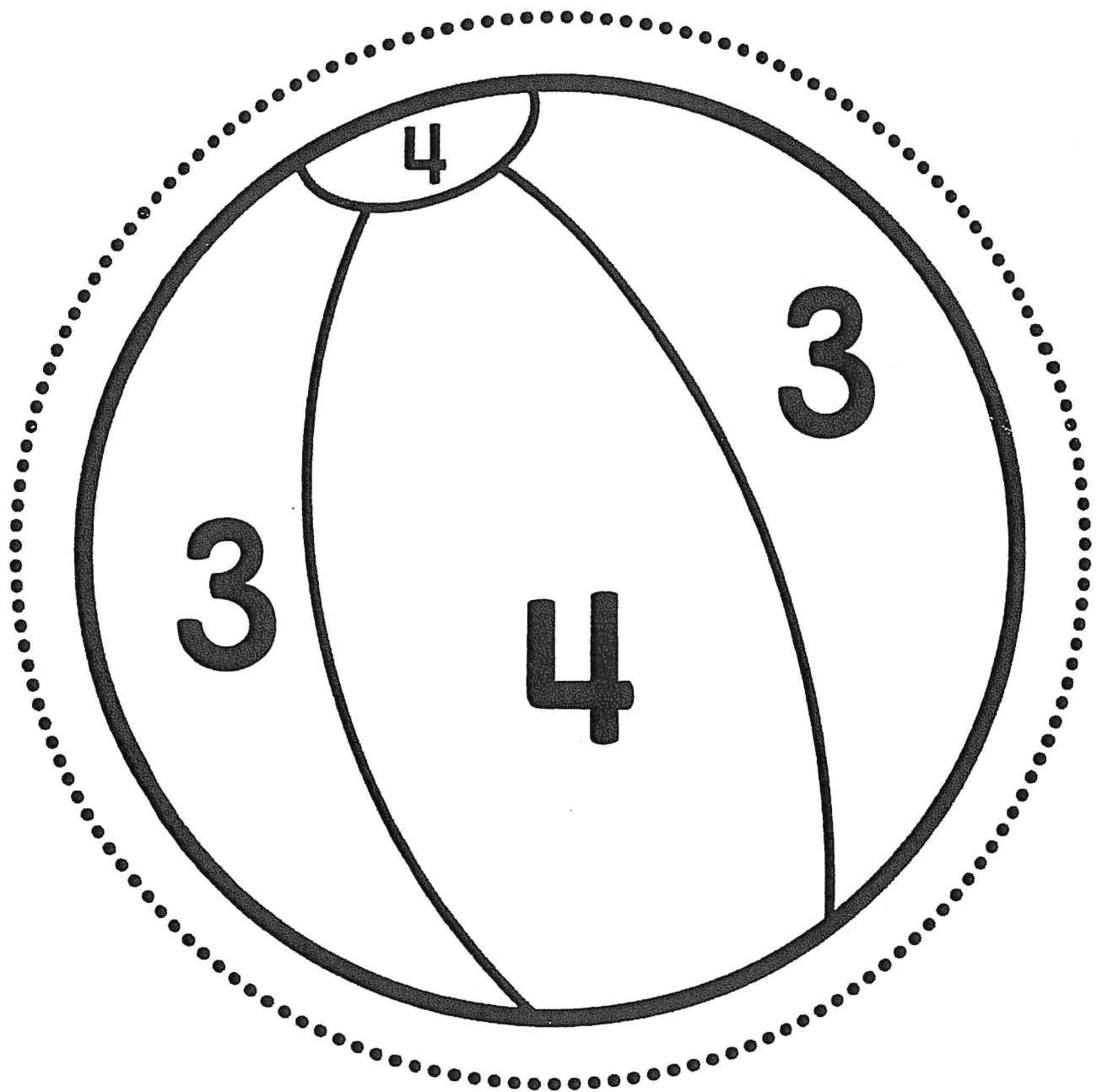




Name: _____



Color and Cut Beach Ball

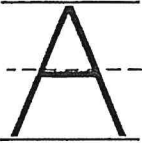


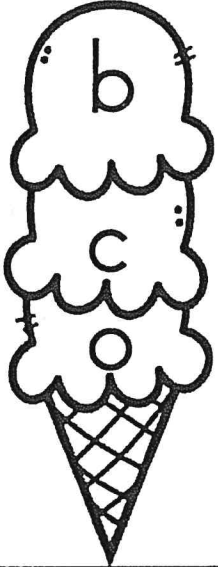
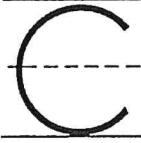

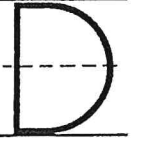




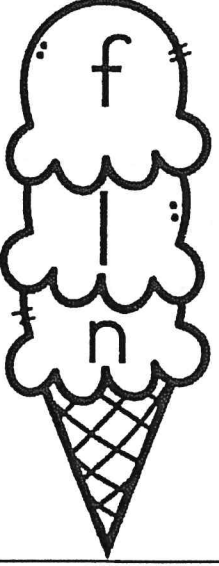


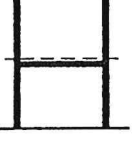
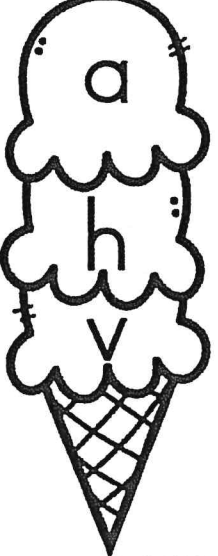


Directions: Color the beach ball by code. Then, cut it out.



Name: _____

Uppercase & Lowercase






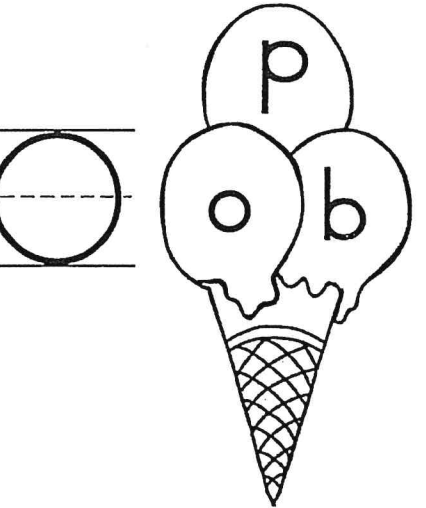



Directions: Look at each uppercase letter. Color in the ice cream scoops with the matching lowercase letter.

Name: _____

Uppercase & Lowercase

Directions: Look at each uppercase letter. Color in the ice cream scoops with the matching lowercase letter.


		
		
		

Name: _____

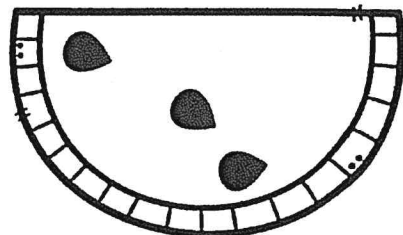
Counting Seeds

Directions: Count the watermelon seeds. Draw a line from the number to the correct amount of seeds.

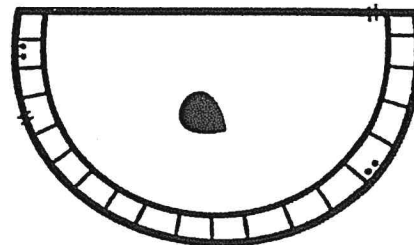
1



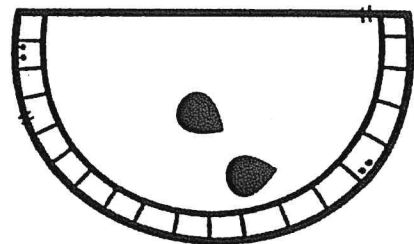
2




3



4



5





Name: _____

Greater Than

In each box, circle the group that has more.



1

Count the shells.




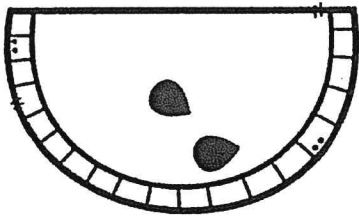
2

Count the bugs.




3

Count the seeds.



4

Count the scoops.




Name: _____


Rhyme Time

Directions: Look at the pictures and the words in each box. Find the 2 ice cream cones with rhyming words and color them in.


1




2



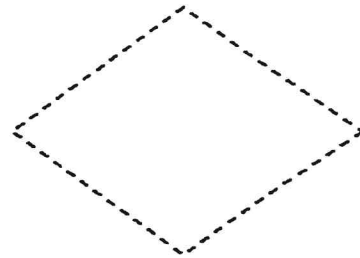
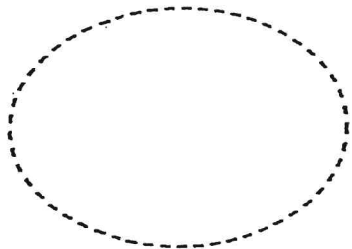
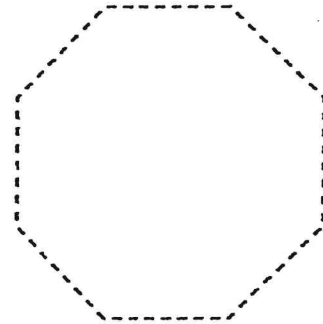
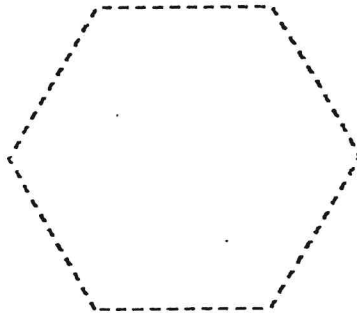
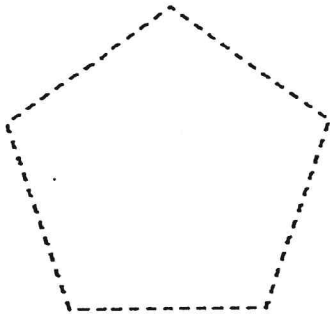
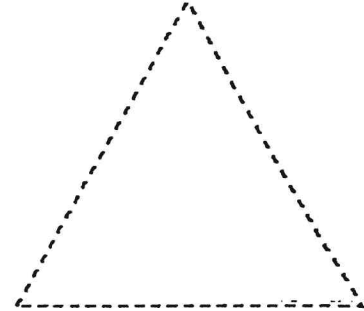

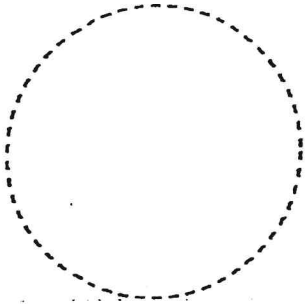


3



4












Shapes



Name: _____



Let's Trace

Directions: Trace the dotted lines from one picture to the matching one.



Fill in the missing letters.

A	B		D
E		G	H
	J	K	L
M	N	O	
Q	R		T
U	V	W	
		Z	



Fill in the missing letters.

a

b

c

f

g

h

i

j

l

m

o

p

q

r



s

v

w

x







y



Name: _____

Let's Count

Directions: Color the bugs and count how many there are in each jar. Cut and paste the correct number to match.

	<input data-bbox="527 579 763 806" type="text" value="Paste Here"/>		<input data-bbox="1253 579 1489 806" type="text" value="Paste Here"/>
	<input data-bbox="527 1035 763 1262" type="text" value="Paste Here"/>		<input data-bbox="1253 1035 1489 1262" type="text" value="Paste Here"/>
	<input data-bbox="527 1484 763 1711" type="text" value="Paste Here"/>		<input data-bbox="1253 1484 1489 1711" type="text" value="Paste Here"/>

1	2	3	4	5	6
---	---	---	---	---	---

Name: _____

Ten Frames

Directions: Count the number of shells in each ten frame. Write the number in the circle.

A ten frame with a beach scene illustration above it. The scene includes a shovel, a seashell, a worm, and a beach umbrella. The ten frame contains 1 shell in the top-left cell. A circle is in the top-right corner.

A ten frame with a beach scene illustration above it. The scene includes a shovel, a seashell, a worm, and a beach umbrella. The ten frame contains 6 shells: 5 in the top row and 1 in the bottom-left cell. A circle is in the top-right corner.

A ten frame with a beach scene illustration above it. The scene includes a shovel, a seashell, a worm, and a beach umbrella. The ten frame contains 10 shells, filling all ten cells. A circle is in the top-right corner.

A ten frame with a beach scene illustration above it. The scene includes a shovel, a seashell, a worm, and a beach umbrella. The ten frame contains 9 shells: 5 in the top row and 4 in the bottom row. A circle is in the top-right corner.

A ten frame with a beach scene illustration above it. The scene includes a shovel, a seashell, a worm, and a beach umbrella. The ten frame contains 5 shells in the top row. A circle is in the top-right corner.

A ten frame with a beach scene illustration above it. The scene includes a shovel, a seashell, a worm, and a beach umbrella. The ten frame contains 7 shells: 5 in the top row and 2 in the bottom row. A circle is in the top-right corner.


Name: _____

Beginning Sounds

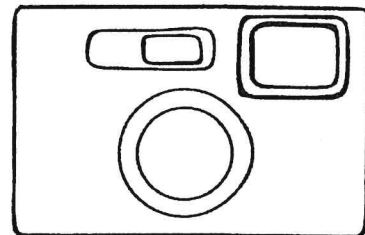
Directions: Look at each picture. Say the name of the picture aloud. Color the circle with the correct beginning sound.




b d f



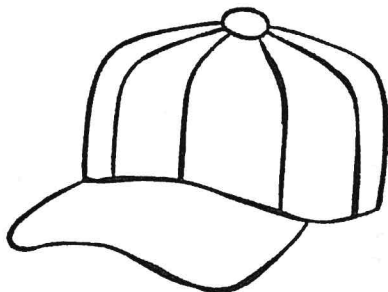
s p r



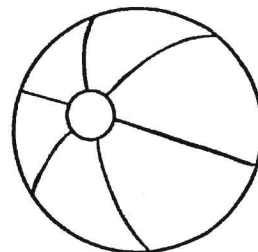
c m p




d s m



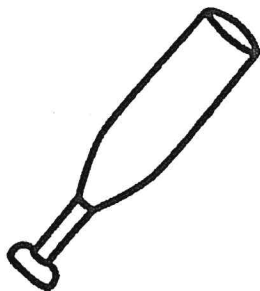
z e h




b k l



a f g



a b c

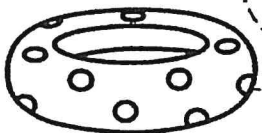

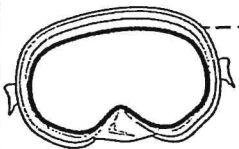



m n s

Name: _____

Fine Motor Tracing Left to Right

Directions: Trace each set of lines.




Name: _____


Uppercase & Lowercase

Directions: Trace the uppercase and lowercase letters. Color the pictures for each letter.

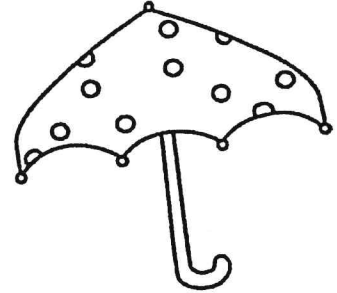
S s



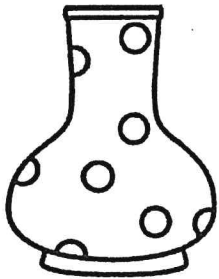
T t




U u



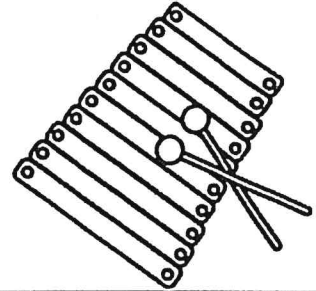
V v




W w




X x



Y y



Z z



Trace and copy the letters.



A

B

C

D

E

F

G

H

I

J

K

L

M

N

O

P

Q

R

S

T

U

V

W

X

Y

Z

Trace and copy the letters.

a

b

c

d

e

f

g

h

i

j

k

l

m

n

o

p

q

r

s

t

u


v

w

x

y


z




Name: _____

Counting Shells


Directions: Count and color the shells. Cut and paste the number to match.




Paste
Here




Paste
Here




Paste
Here



Paste
Here



Paste
Here



Paste
Here

©Andrea Marchildon 2018

5

6

7

8


9

10


Name: _____

Counting Shells


Directions: Count the shells in each ten frame. Color in the circle with the correct number.




2 3 4




2 3 4




3 4 5



6 7 8



7 8 9

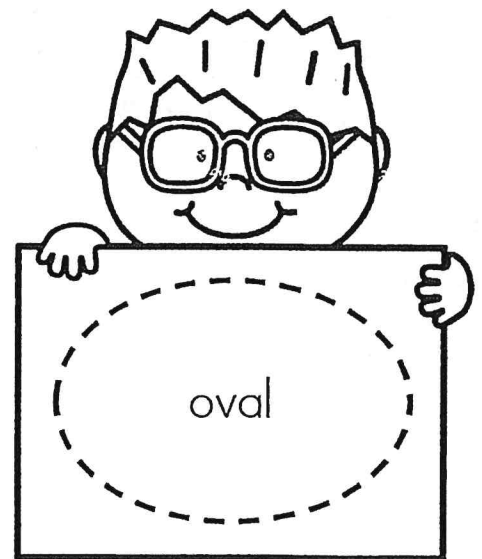







2 3 4






Name: _____

Tracing Shapes


Directions: Trace each shape.



Directions: Color the squares red.





Name: _____



Fine Motor Ice-Cream Tracing

Directions: Use glue to trace the ice-cream lines and then sprinkle glitter over the ice-cream and cones.



Name: _____

Find my Name

Directions: Find and color the bubbles with the letters in your name.

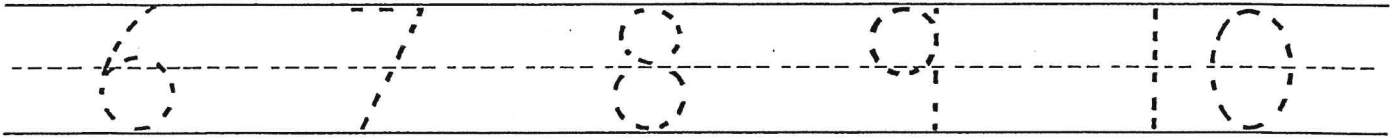
A 7x5 grid of letters in circles. The letters are: Row 1: G, Q, E, Z, J, N; Row 2: B, V, L, A, F; Row 3: P, S, I, U, X; Row 4: W, C, Y, K, O; Row 5: H, T, M, R, D. The grid is decorated with illustrations of four striped fish at the top, a seahorse on the left, and several seaweed and nautilus shells scattered throughout.

Write your name.


Name: _____

Numbers 6 - 10


Trace the numbers.



Count the shells. Color in the circle with the correct number.




- 7
- 8
- 9




- 5
- 6
- 7

Count the bugs. Color in the circle with the correct number.

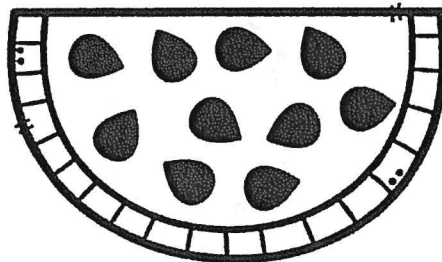


- 7
- 8
- 9



- 5
- 6
- 7

Count the seeds. Color in the circle with the correct number.



- 8
- 9
- 10

Name: _____

Color by Number

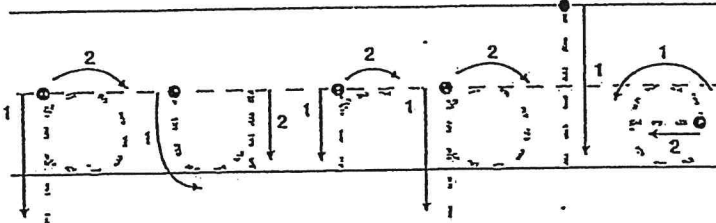
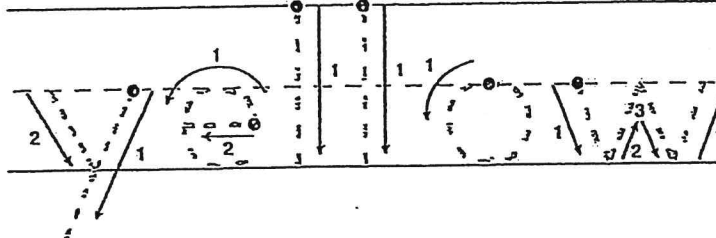
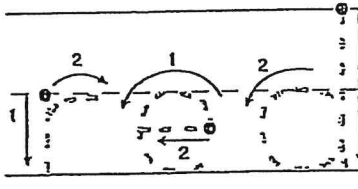
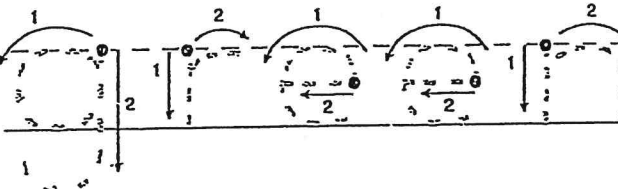
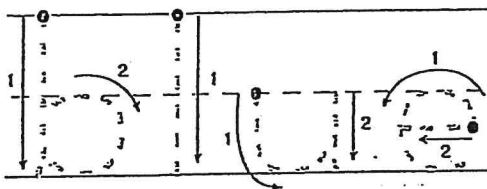
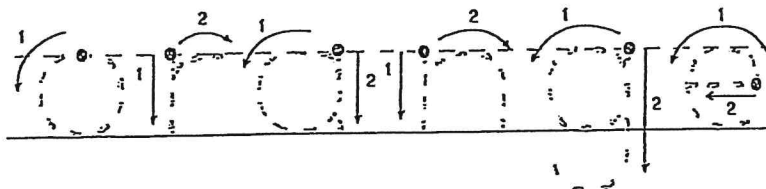
Color Code

1 = green	3 = brown
2 = pink	4 = blue



Color Review

Trace the name of each color on the lines below.



Name: _____

Color by Number


Color Code

5 = brown	7 = red
6 = yellow	8 = blue



Name: _____


Let's Roll



Directions: Roll one die and count the number of dots. Color in the ice cream cone with that number.



Name: _____



Let's Count

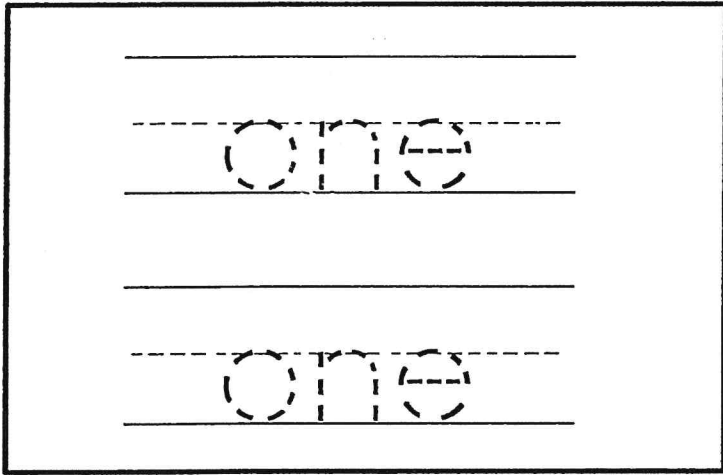
Trace it.




Write it.




Trace the word.



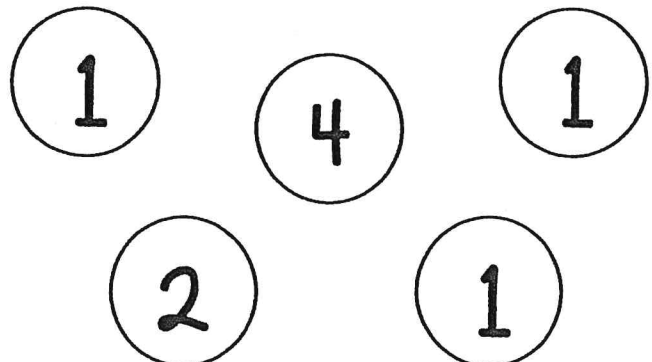
Color 1 bug.



Circle the group with 1 pail.



Color in the circles with the number 1.



Name: _____

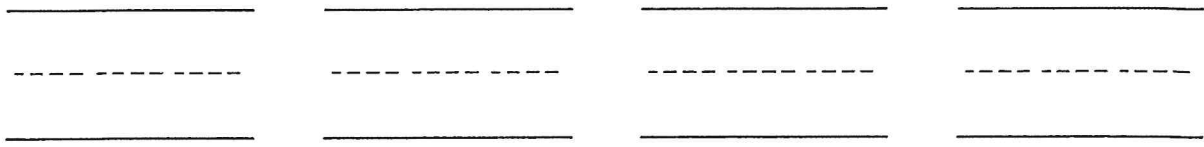


Let's Count

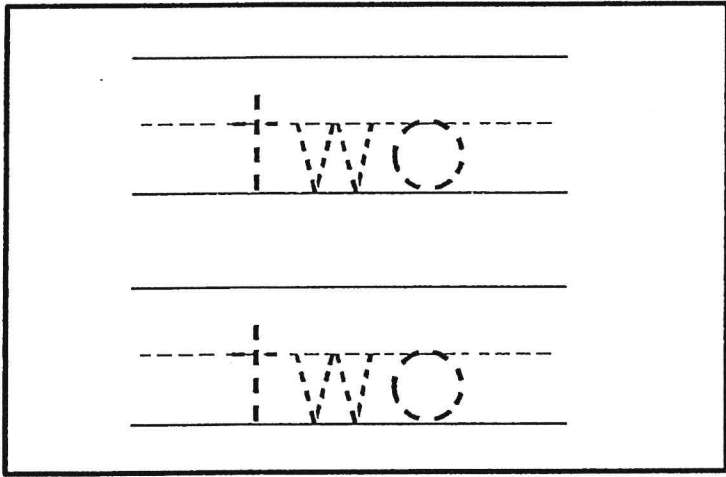
Trace it.




Write it.



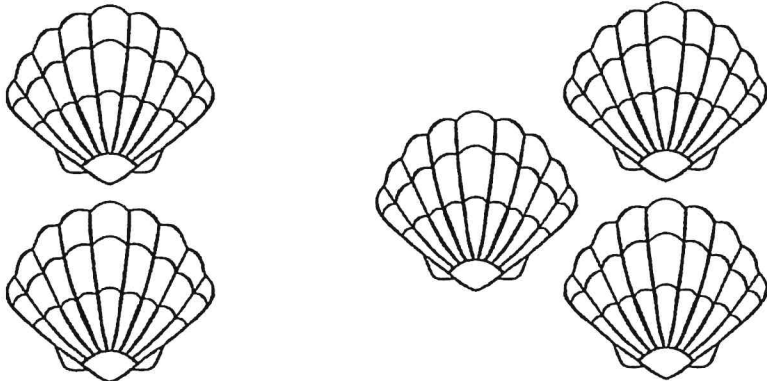
Trace the word.



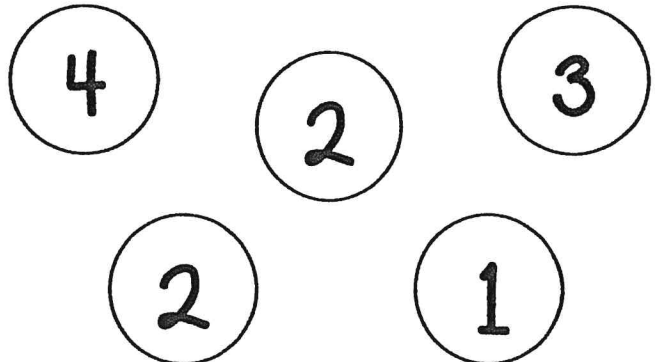
Color 2 bugs.



Circle the group with 2 shells.



Color in the circles with the number 2.



Name: _____



Let's Count

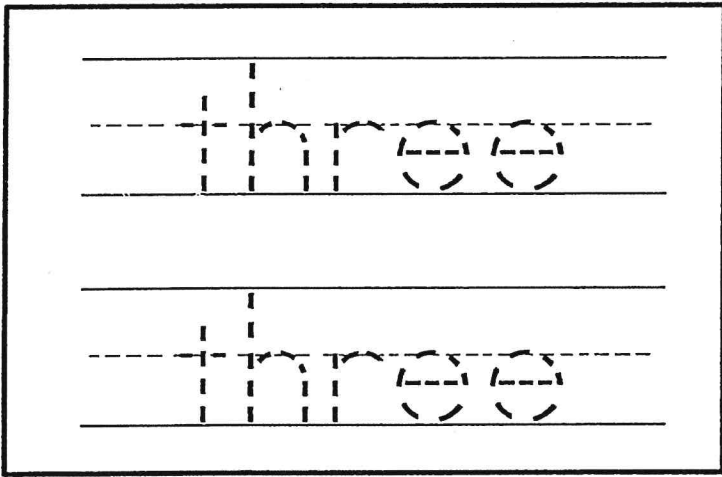
Trace it.




Write it.




Trace the word.




Color 3 shells.




Circle the group with 3 shells.



Color in the circles with the number 3.



Name: _____



Let's Count

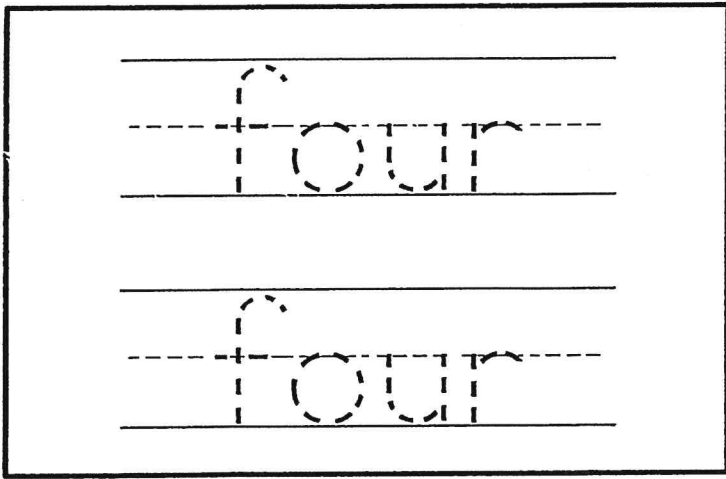
Trace it.




Write it.



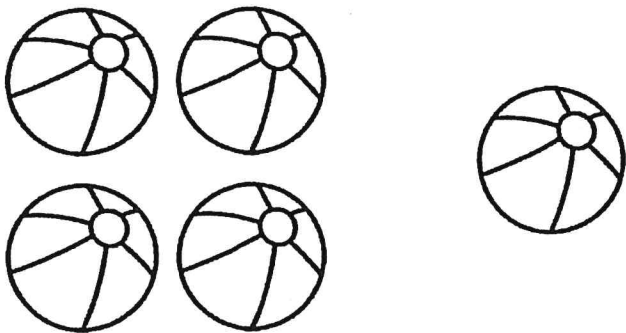
Trace the word.



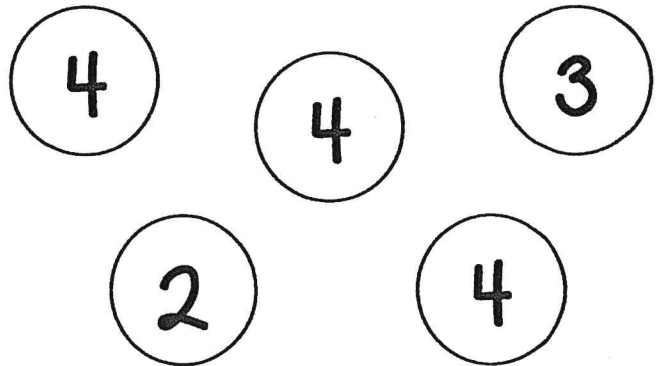
Color 4 bugs.



Circle the group with 4 balls.



Color in the circles with the number 4.



Name: _____



Let's Count

5

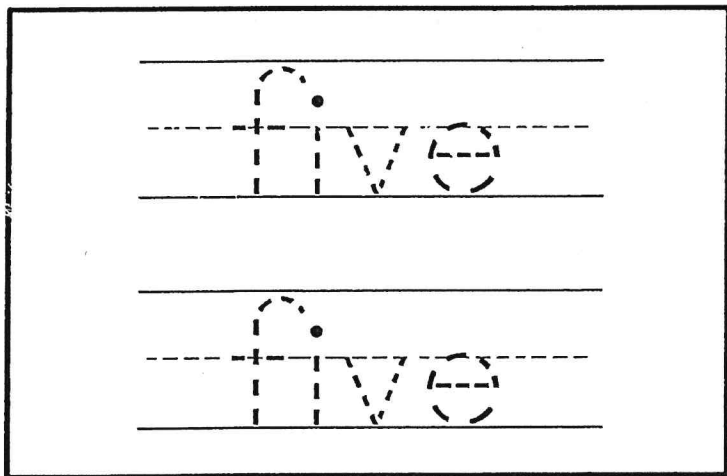
Trace it.




Write it.



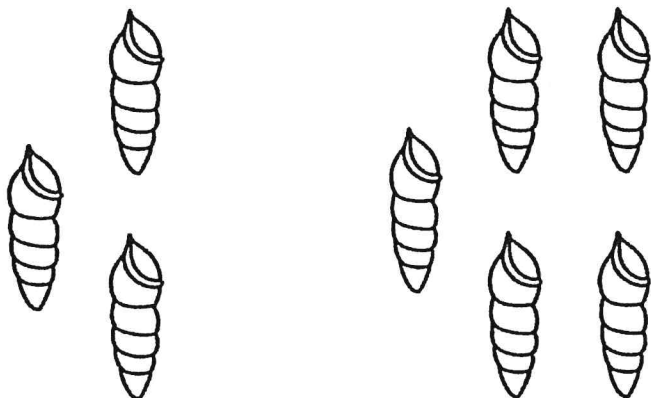
Trace the word.




Color 5 shells.



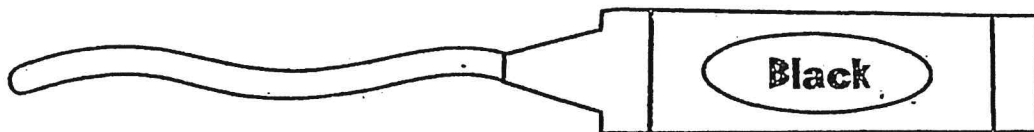
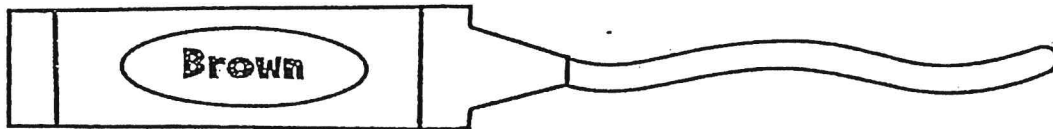
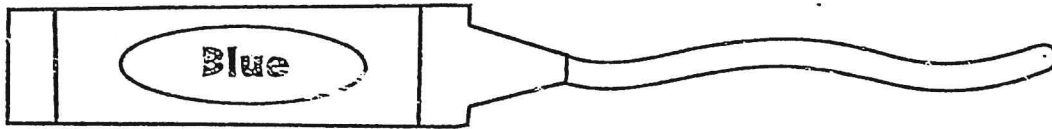

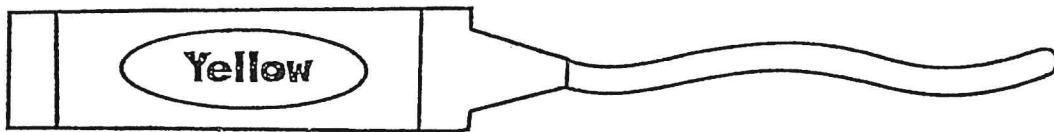
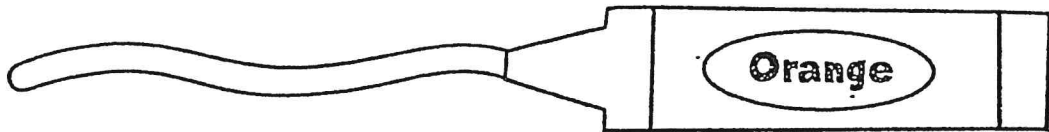
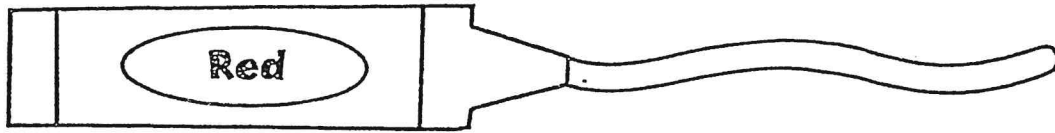
Circle the group with 5 shells.



Color in the circles with the number 5.



Color each crayon with the correct color.



Write your name 5 times.

NAME NAME NAME NAME NAME NAME NAME NAME NAME NAME NAME NAME

NAME NAME NAME NAME NAME NAME NAME NAME NAME NAME NAME NAME

NAME NAME NAME NAME NAME NAME NAME NAME NAME NAME NAME NAME

NAME NAME NAME NAME NAME NAME NAME NAME NAME NAME NAME NAME

NAME NAME NAME NAME NAME NAME NAME NAME NAME NAME NAME NAME

Write your name.

Color the letters in your name.

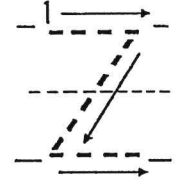
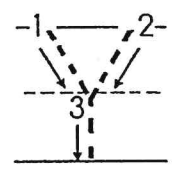
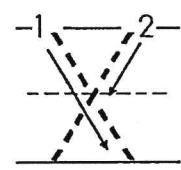

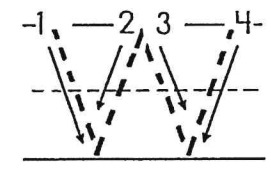
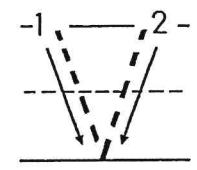
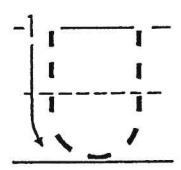
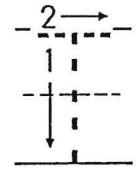
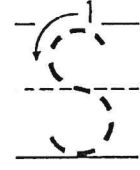
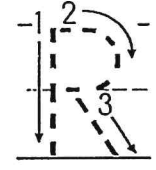
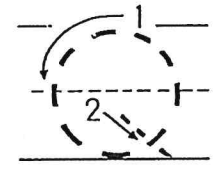
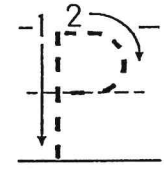
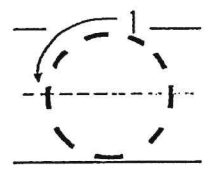
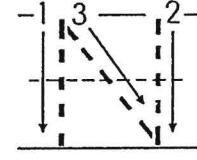
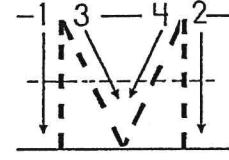
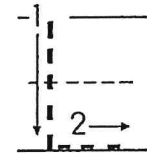
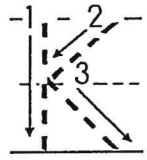
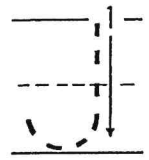
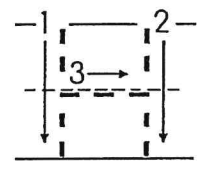
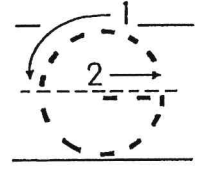
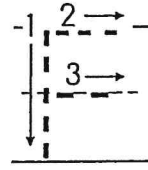
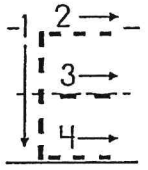
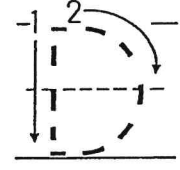
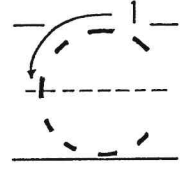
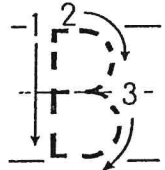
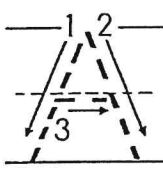
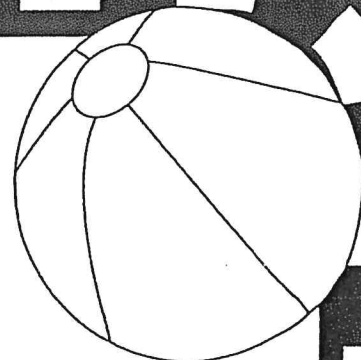
A B C D E F G

H I J K L M N

O P Q R S T U

V W X Y Z

Trace the letters.



Trace the letters.

