

Kindergarten

DAILY

MATH



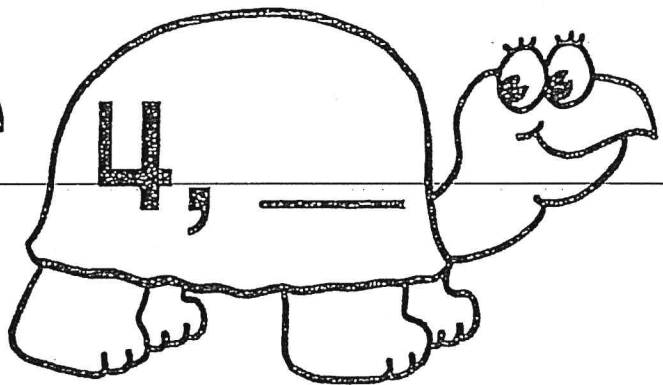
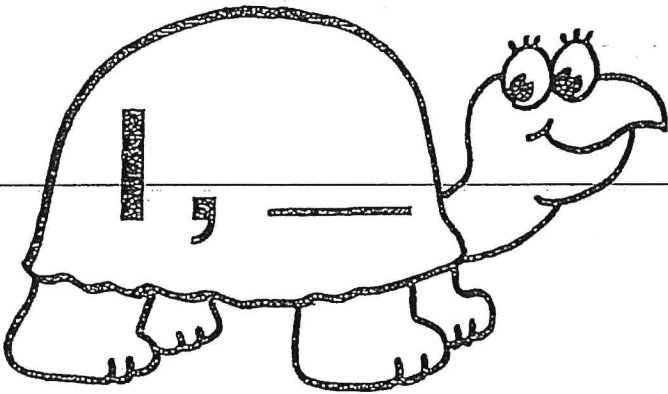


ACTIVITIES

Week #3

Connect the dots from 1-10.









What comes next? Write the number on the line.








Name _____

What comes next? Write the number on the line.






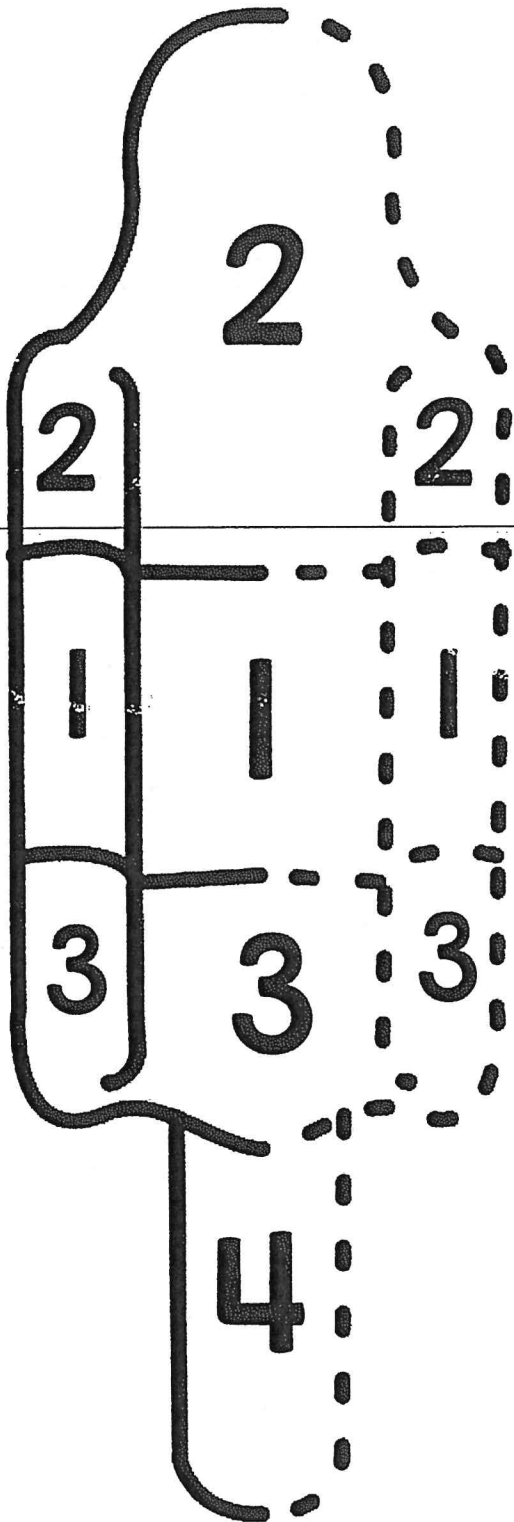
Write the number that comes before.



Name: _____

Trace and Color Popsicle

Directions: Trace the missing half of the picture.
Use the color code to color the picture.



Name: _____



Count and Match 5-10

Directions: Cut and paste the correct number to each set of items.

9
10

5

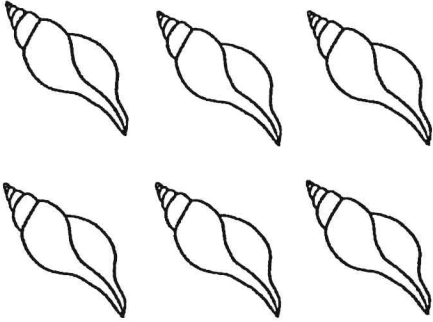
8

6


9

7

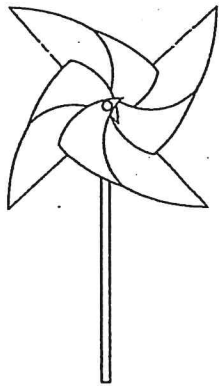
Count and color how many.



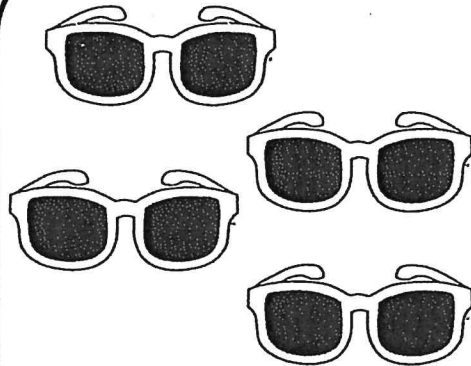
4 6 2



3 1 8



5 1 2



7 3 4

Kindergarten

DAILY

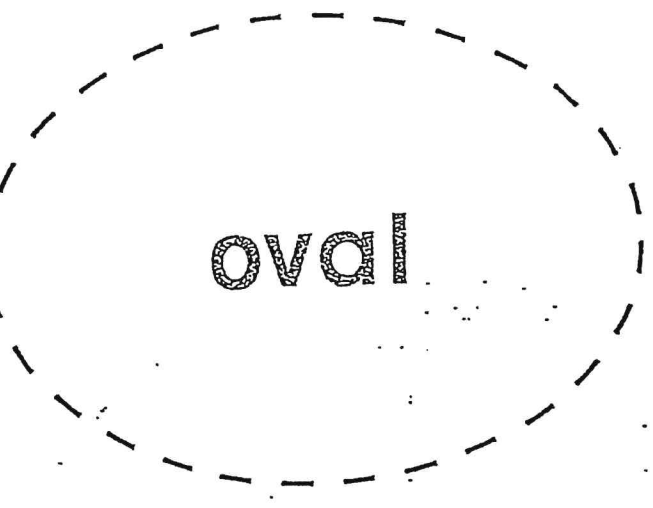


MATH

ACTIVITIES

Week #4

Name _____

More Shapes



Directions: Trace each shape. Color each shape a different color.

Name _____

Shape Trace



triangle



square



circle




rectangle



Directions: Trace each shape and the shape word. Draw each shape. Color each shape.




Connect the dots from 1-20. Color.



Name: _____








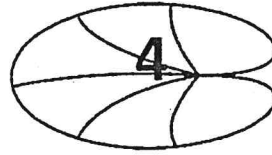

Color by Number

Directions: Use the color code to color the picture.




Name: _____

Help Froggy find its way to its lily pad by connecting the numbers.



Name: _____



Count and Match 5-10


Directions: Cut and paste the correct number to each set of items.

A. Dean Luv2Educate © 2019



6 8 9 7 10 5

Fill in the missing numbers.



1	2		4
	6	7	
9	10		12
13		15	16
	18		20

Kindergarten

DAILY

MATH

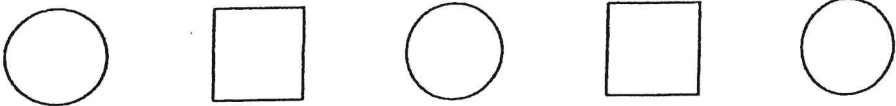

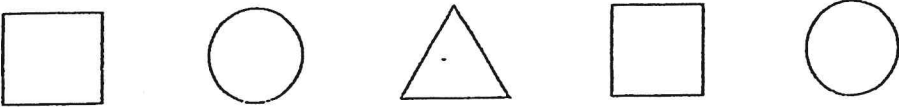

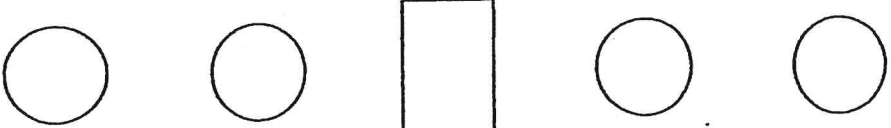
ACTIVITIES

Week #5

Practice 2




Draw the next thing in each series.

<p>1.</p> 	
<p>2.</p> 	
<p>3.</p> 	
<p>4.</p> 	
<p>5.</p> 	

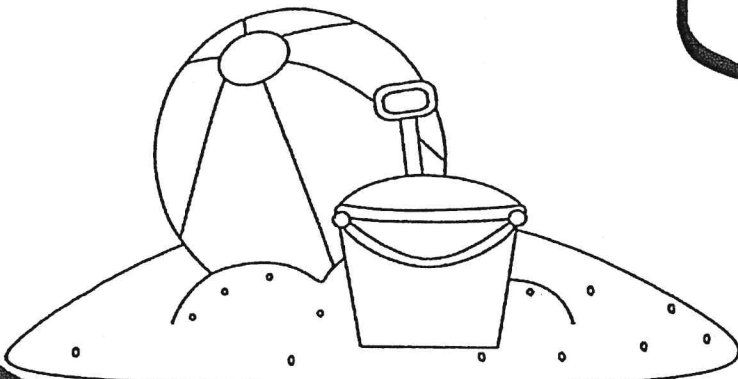

Fill in the missing numbers.

	2	3
4		6
	8	
10		



Fill in the missing numbers.

11		13
14	15	
	18	
	20	









Name: _____





How many?




Teens



		
11	17	15

		
13	19	12



			
13	19	11	

		
16	11	14

Name: _____

Color by Number


































Directions: Use the color code to color the picture.



Name: _____

Fill in the missing numbers.

Hundreds Chart

1	2		4	5		7	8		10
11		13	14		16	17		19	20
	22		24	25		27	28	29	
	32	33	34		36	37	38		40
41		43	44	45		47	48	49	
51	52		54		56		58		60
	62	63		65	66	67		69	70
71		73	74	75	76		78		80
	82	83		85		87	88	89	
91		93	94		96	97		99	100


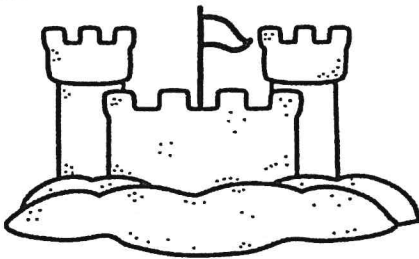




Name: _____



Count and Match 1-5

Directions: Cut and paste the correct number to each set of items.



4

2

5

3

1

Kindergarten

DAILY

MATH

ACTIVITIES

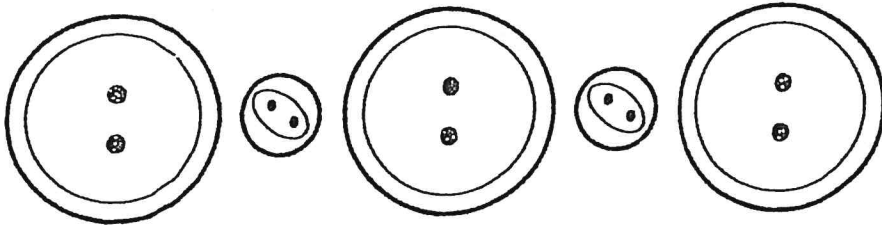
Week #6

Practice 1

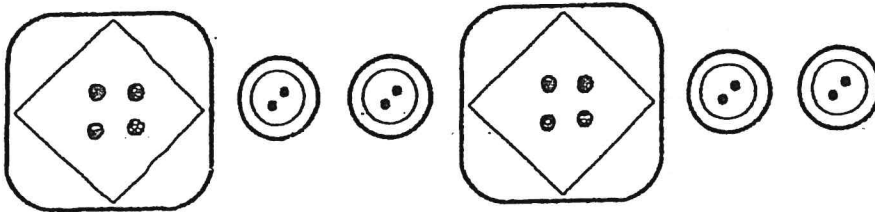


Look at each row of buttons. Decide what comes next and draw it in the space.

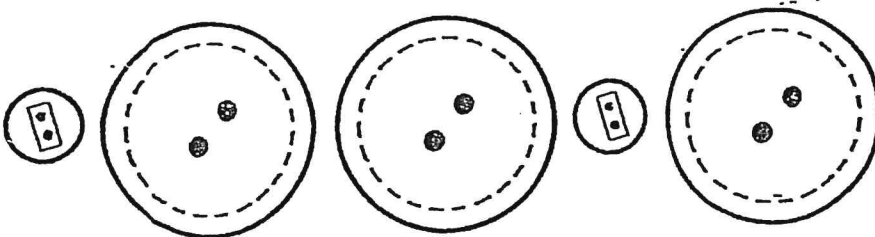
1.




2.



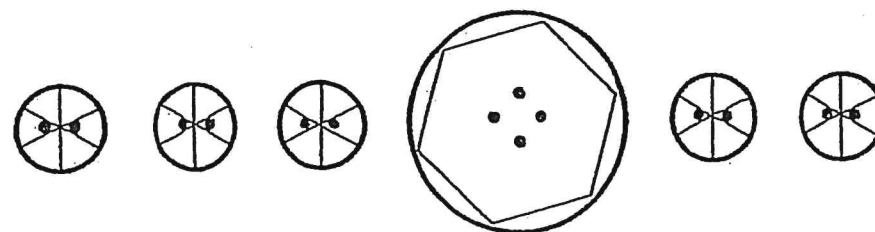
3.

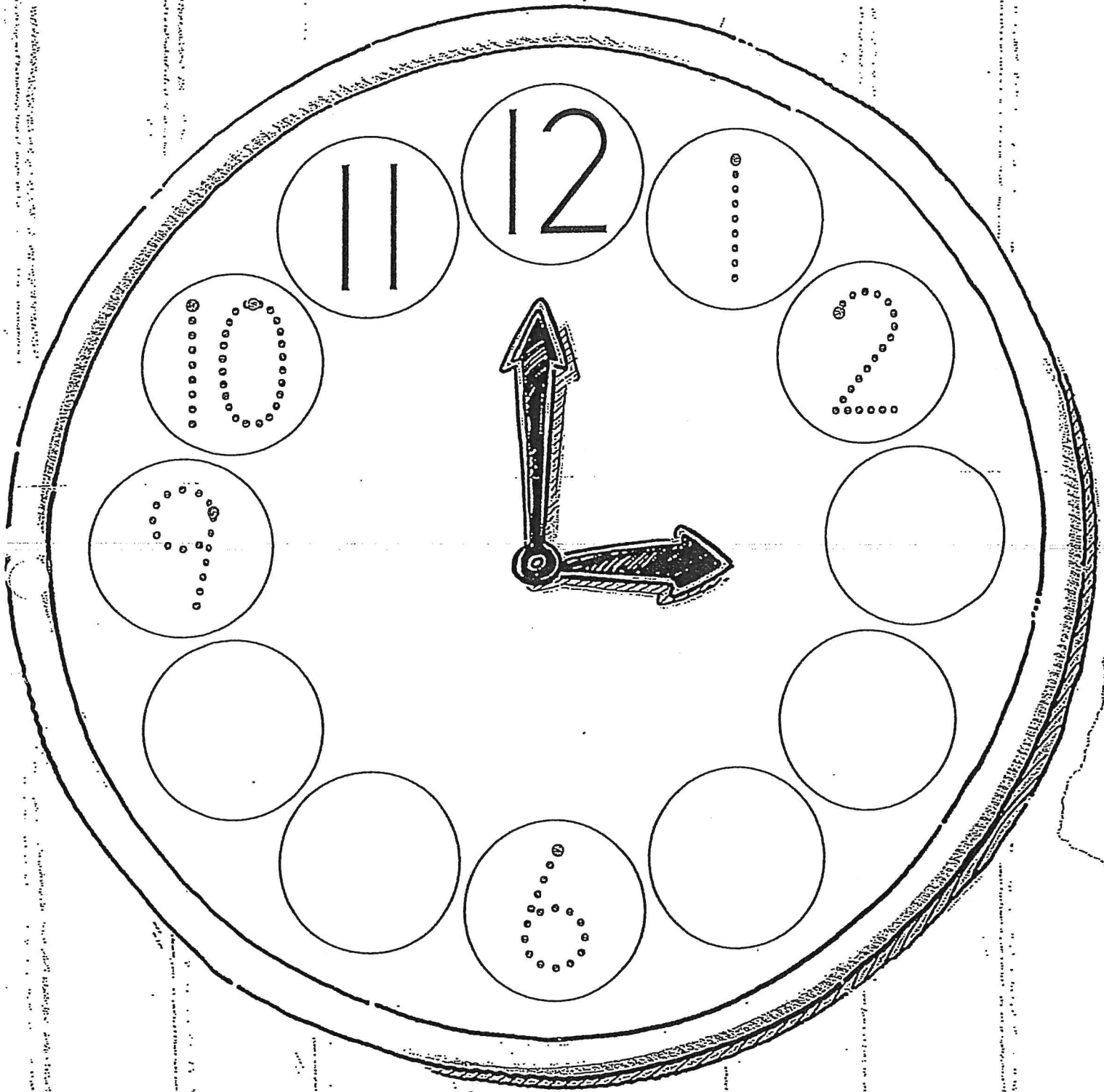


4.



5.





12

11

10

9

8

7

6

5

4

3


2

1


Name: _____

Color by Number


Directions: Use the color code to color the picture.



5




6



7



8













Name: _____

Missing Teen

Write the missing number on the bunnies.




16  18	10 11 
 12 13	17  19
12  14	 17 18
 18 19	14 15 
13 14 	11  13


Name: _____


Missing 20-30


Write the missing number on the shells.




24  26

20 21 


 27 28

24  26


22  24

 29 30


 28 29

21 22 

23 24 

25  27

Name: _____




Sorting by Size





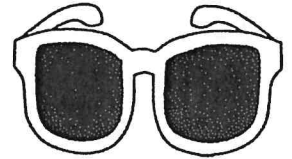






Directions: Cut, sort, and paste the sunglasses.



Big















Small




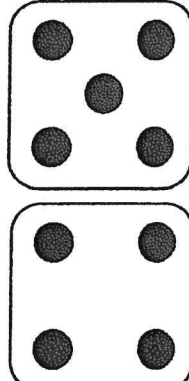



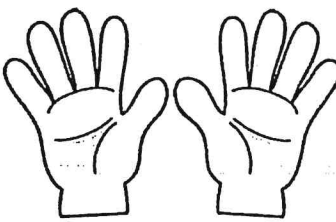





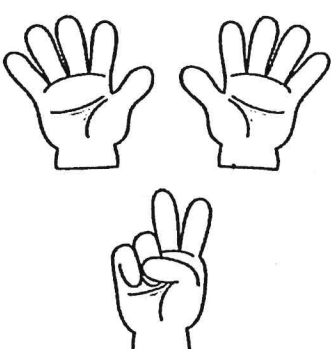
Race and Trace Number Game

Roll a die and count the dots. Find and trace the number that matches your roll. Roll the die until one of the columns has all of the sea creature's numbers traced; that creature is the winner.

					
1	2	3	4	5	6
1	2	3	4	5	6
1	2	3	4	5	6
1	2	3	4	5	6
					
fish	octopus	crab	starfish	whale	stingray

Number Sense 9-12 Cards

Directions: Cut apart and use these cards to practice identifying ways to show the numbers 9-12 using a ten frame, dice, and fingers.

<p>9 nine</p>			
<p>10 ten</p>			
<p>11 eleven</p>			
<p>12 twelve</p>			

Kindergarten

DAILY

MATH

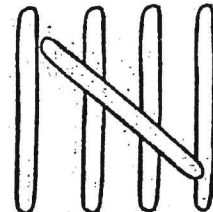
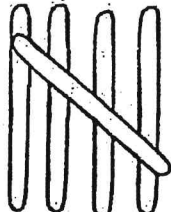
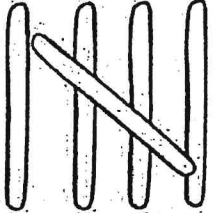


ACTIVITIES







Week #7






Name: _____









How many?

		
		
23	26	22

		
		
23	29	27

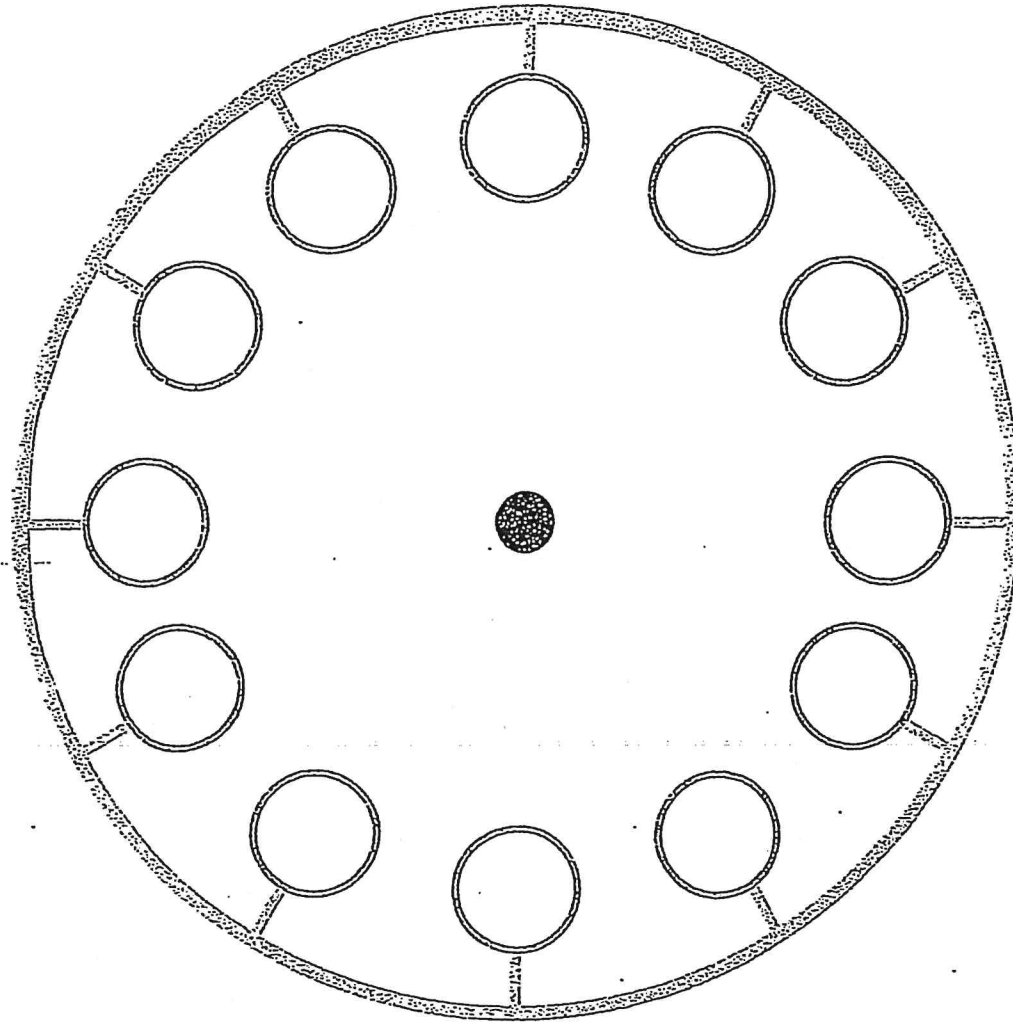
			
			
3	29	21	

			
			
26	29	24	

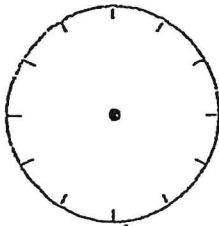


Telling Time

➤ Fill in the hour numbers on the clock.



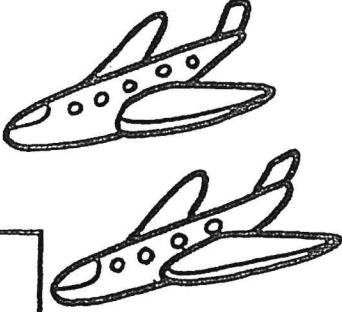

➤ Match each part to its name.

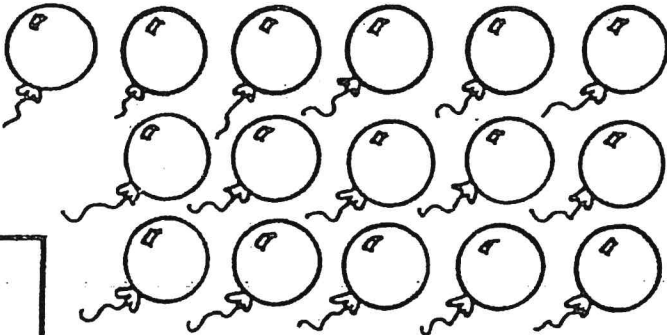




- hour hand
- minute hand
- face


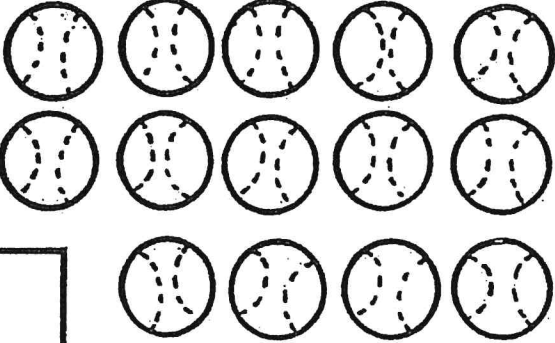
How many toys in each set?

Write the numeral in the

	
---	--

	
--	---



--

	
---	--





Number 1

Name: _____

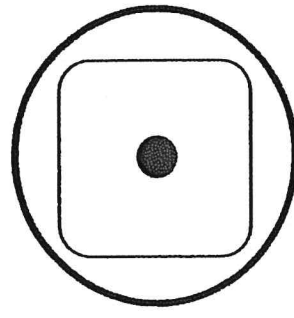


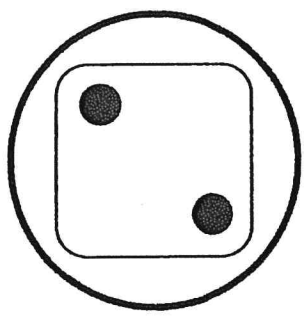
Directions: Color the number 1 and the picture.



Directions: Trace the number 1.




Directions: Find the number 1.



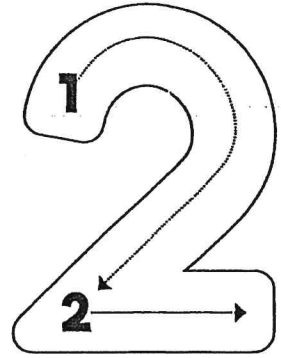
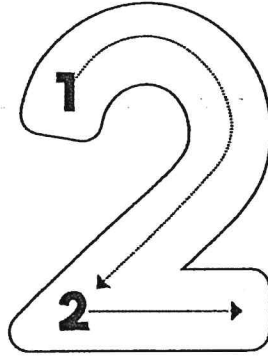
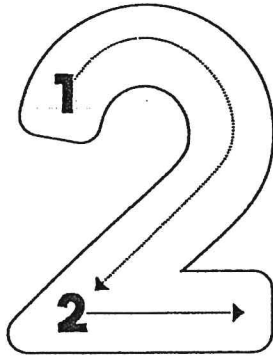
Number 2

Name: _____


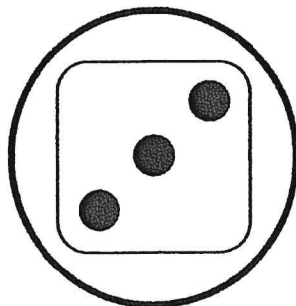
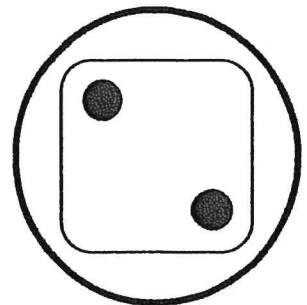
Directions: Color the number 2 and the pictures.



Directions: Trace the number 2.






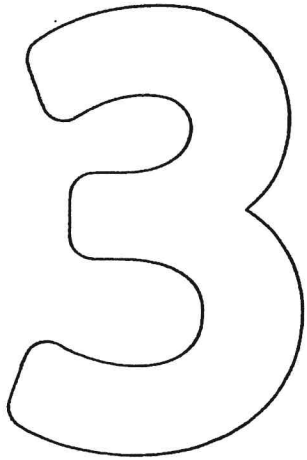
Directions: Find the number 2.



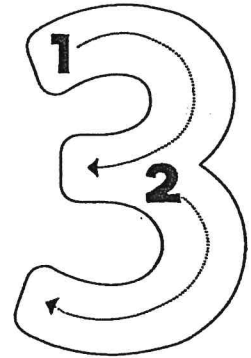
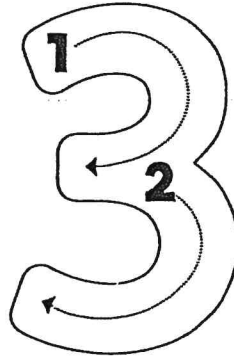
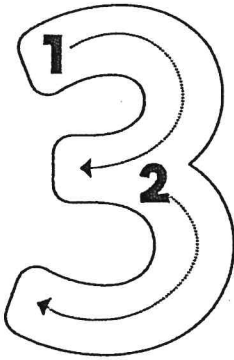
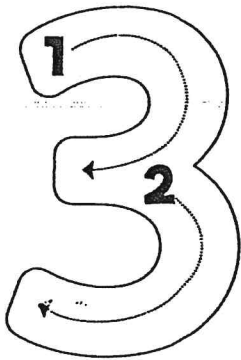
Number 3

Name: _____

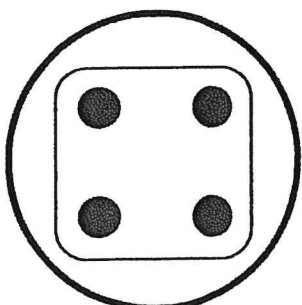

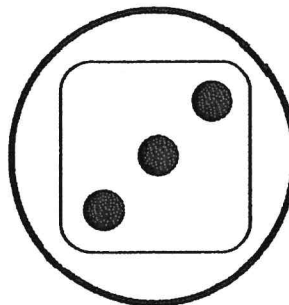
Directions: Color the number 3 and the pictures.



Directions: Trace the number 3.




Directions: Find the number 3.



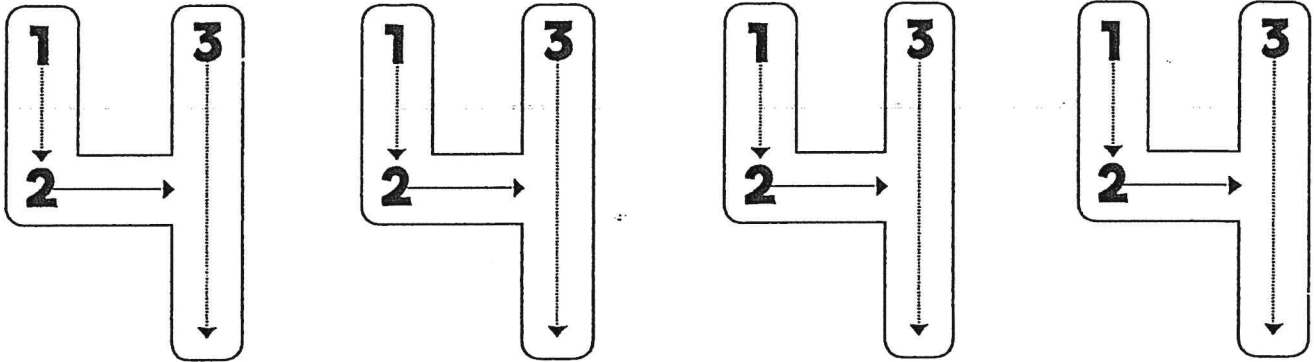
Number 4

Name: _____


Directions: Color the number 4 and the pictures.



Directions: Trace the number 4.




Directions: Find the number 4.



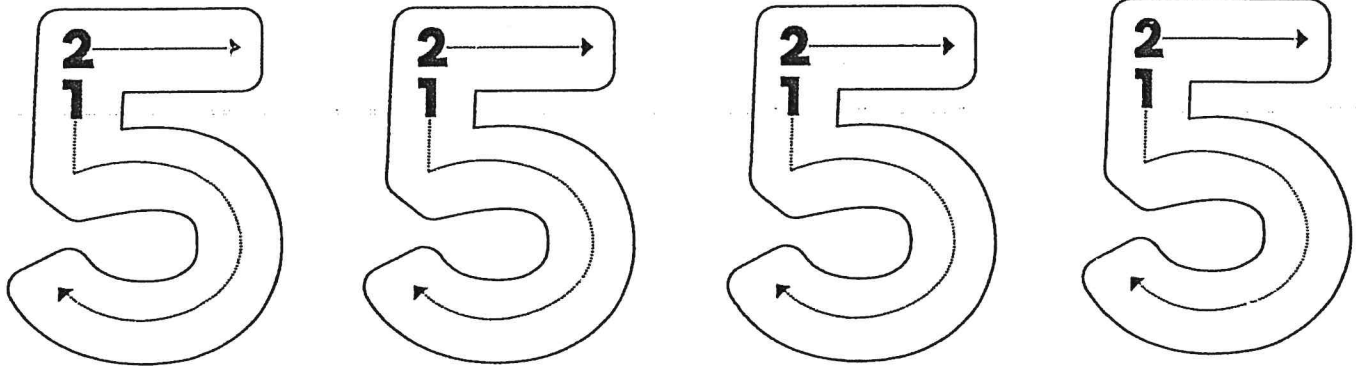
Number 5

Name: _____

Directions: Color the number 5 and the pictures.



Directions: Trace the number 5.



Directions: Find the number 5.



Kindergarten

DAILY

MATH


ACTIVITIES

Week #8

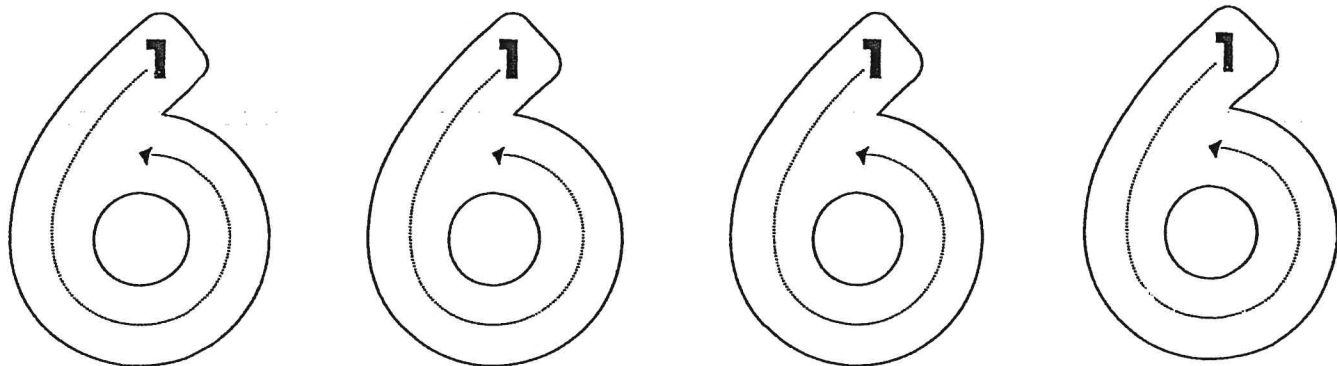
Number 6

Name: _____


Directions: Color the number 6 and the pictures.



Directions: Trace the number 6.




Directions: Find the number 6.



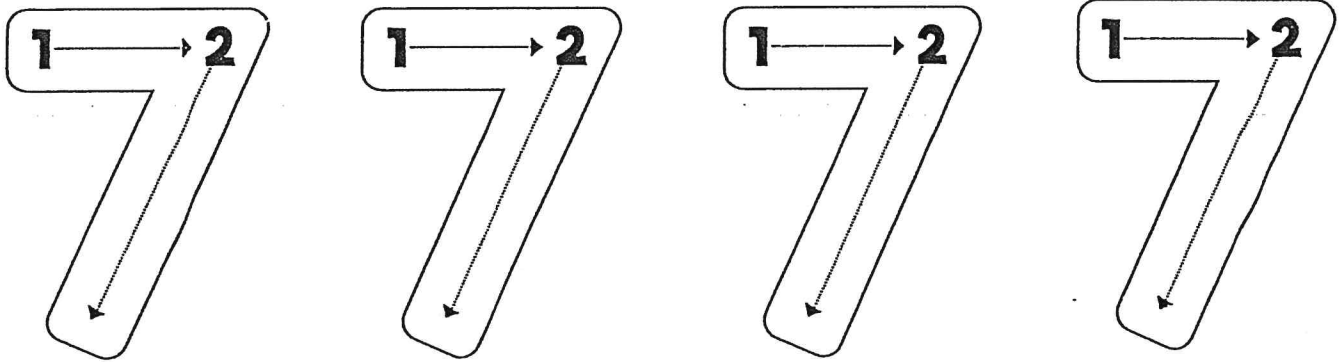
Number 7

Name: _____


Directions: Color the number 7 and the pictures.



Directions: Trace the number 7.




Directions: Find the number 7.



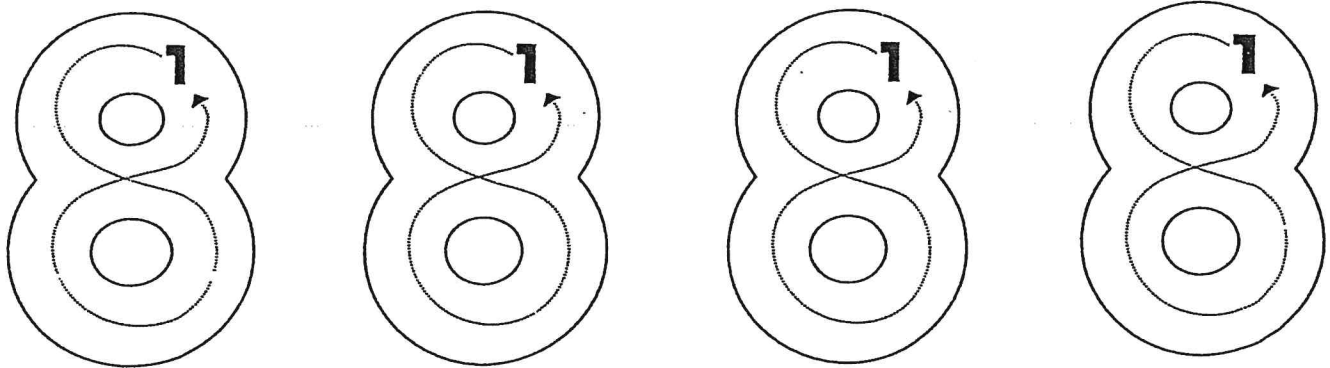
Number 8

Name: _____


Directions: Color the number 8 and the pictures.



Directions: Trace the number 8.




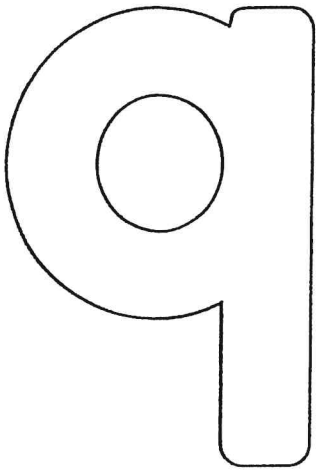
Directions: Find the number 8.



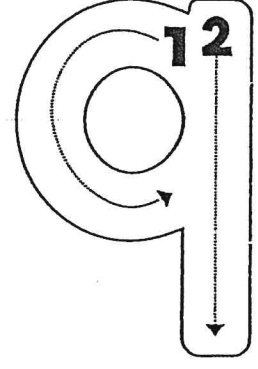
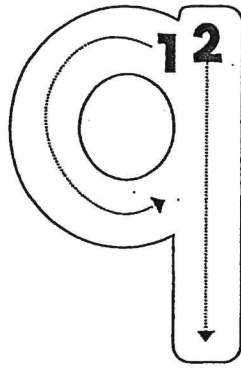
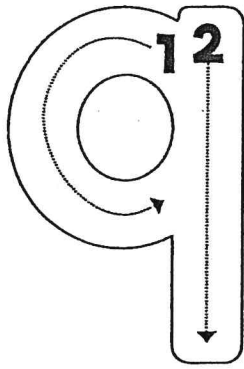
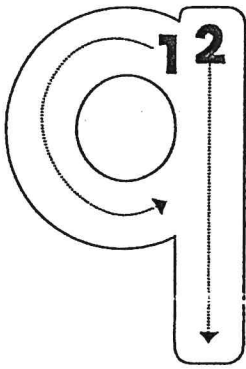
Number 9

Name: _____



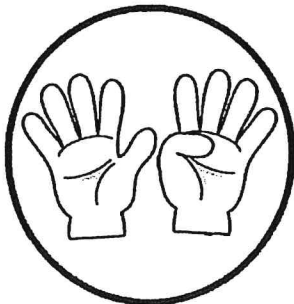


Directions: Color the number 9 and the pictures.



Directions: Trace the number 9.




Directions: Find the number 9.



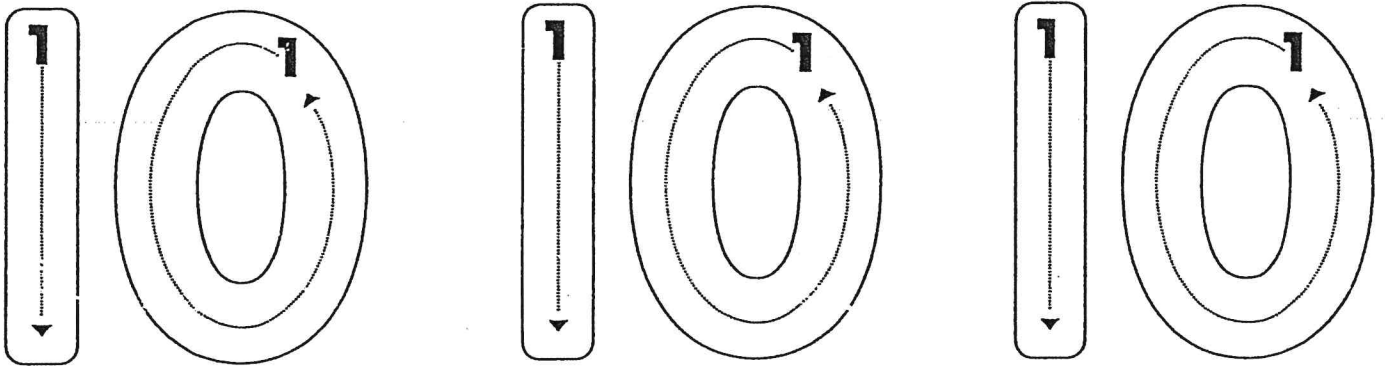
Number 10

Name: _____


Directions: Color the number 10 and the pictures.



Directions: Trace the number 10.





Directions: Find the number 10.



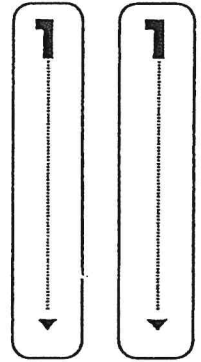



Number 11

Name: _____






Directions: Color the number 11 and the pictures.



Directions: Trace the number 11.



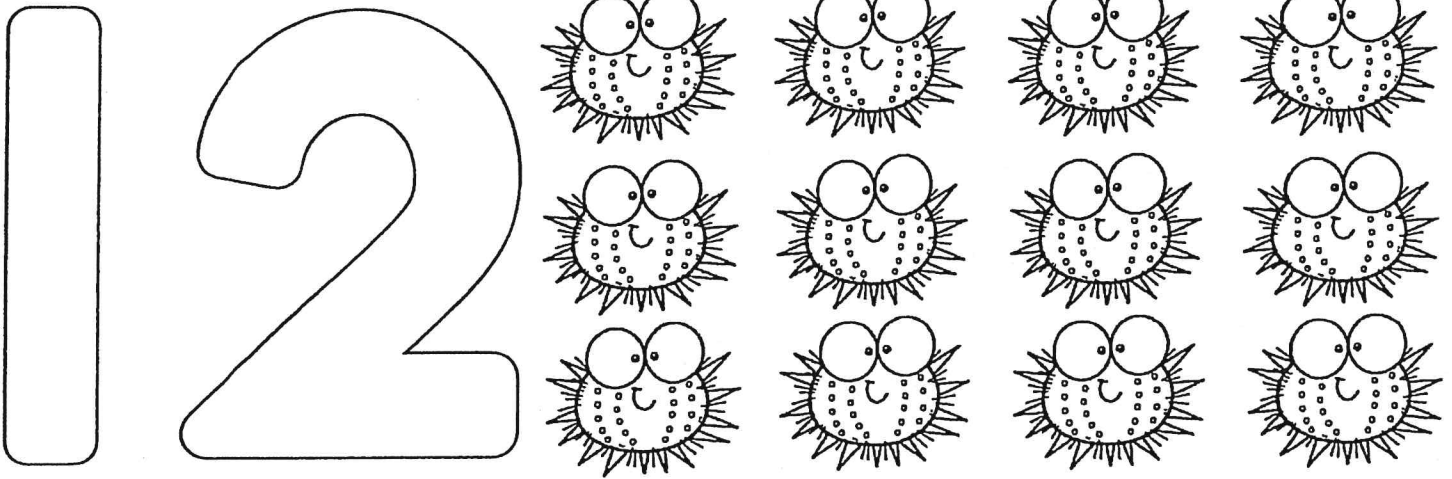
Directions: Find the number 11.



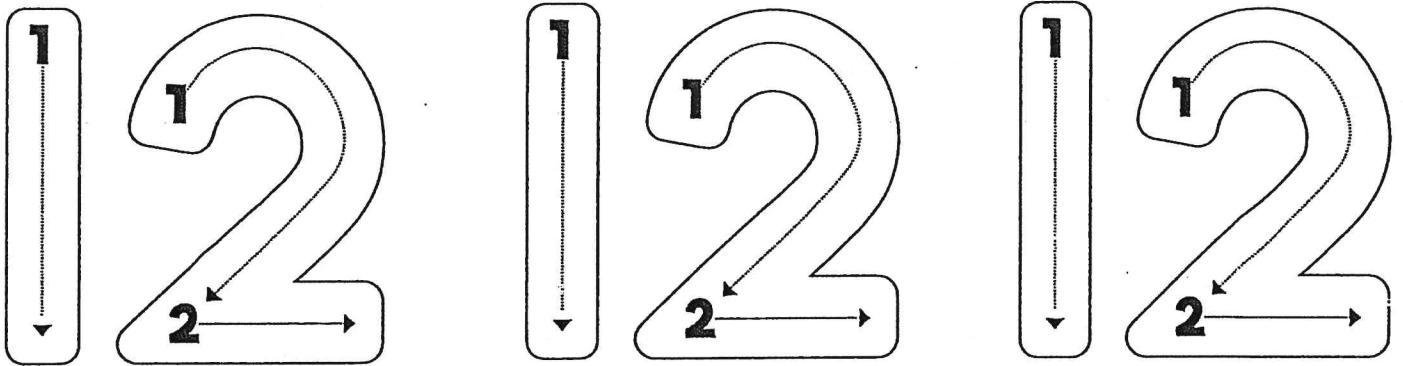
Number 12

Name: _____

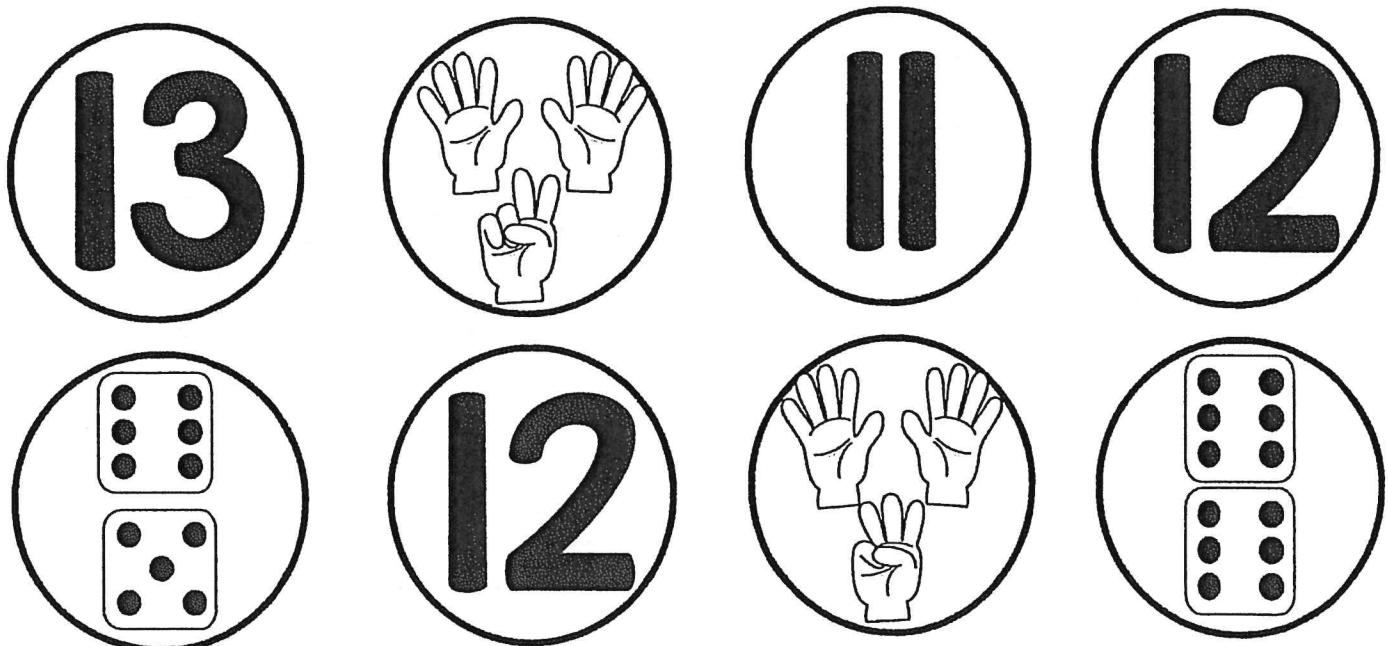
Directions: Color the number 12 and the pictures.



Directions: Trace the number 12.



Directions: Find the number 12.



Name: _____

How many?



 26 27 29	 25 21 23	 26 22 23
------------------------------	--------------------------	--------------------------

 23 24 22	 26 28 23	 21 24 23
--------------------------	--------------------------	--------------------------






TK & Kindergarten Supply List



Welcome students and parents to TK and Kindergarten! Here is a list of necessary items your child will need for the class. Please review the list and bring these items at the beginning of the school year. Please make sure to label each of these items with your child's Name (*except for the folders*). Thank you for your attention to this matter. We appreciate your dedication to your child's education.

SUPPLIES:

- ___ Three (3) Paper Towel Rolls
- ___ Three (3) Boxes of Tissue
- ___ Two (2) Packets of Baby Wipes
- ___ Three (3) Pack of Large Clorox/Lysol Disinfectant Wipes Canisters
- ___ Two (2) Large Lysol Disinfectant Spray Cans
- ___ Two (2) Bottle of Hand Sanitizer
- ___ Two (2) Boxes of Zip Lock Storage bags (1 gallon size) (1 quart size)
- ___ Three (3) Reams of White Xerox/Printing Paper
- ___ One (1) Ream of White Cardstock paper
- ___ One (1) Box of envelopes
- ___ One (1) Book Bag or Backpack (NO wheels please)
- ___ One (1) Lunch Pail (for snacks/ lunch)
- ___ One (1) Reusable Water Bottle
- ___ One (1) Eraser
- ___ One (1) Pair of Children's Scissors
- ___ Two (2) four-pack of black or color Expo Dry Erase Markers
- ___ One (1) Personal Dry Eraser board with lines (shown→)
- ___ One (1) Pair of small headphones (no earbuds)
- ___ Two (2) Elmer's Glue sticks (supply as needed throughout the year)
- ___ One (1) Box Crayola Crayons (24 pack)
- ___ One (1) Carton (set of 4) Playdough set
- ___ One (1) Set of Watercolors with Brush
- ___ Two (2) Plastic pocket folders (1 yellow and 1 green) (please do not write names on folders)
- ___ A Zip Lock bag with extra underwear, socks and shorts (In case of a bathroom accident)
- ___ One (1) Extra face mask to keep at school for them.
- ___ Please send \$20.00 in an envelope with your child's name (annual class supply fee)



**You will be notified if additional supplies are needed throughout the year...*

Thank you in advance for your cooperation,

Ms. Zuniga

TK and Kindergarten Teacher

****Please sure your child brings a healthy snack and drink school. ****

