

Incoming Kindergarten Summer Assignments



Dear Kindergarten Grade Parents/ Guardians,

Welcome to Kindergarten! I am looking forward to a wonderful school year full of fun and learning. I hope you and your child will have a wonderful and well-deserved summer break that will refuel and refresh him/her for the coming school year. However, it is common for students to backslide somewhat during this time on the learning that took place during their Kindergarten school year. For that reason, we will assign some fun writing, reading and math activities you can do with your child to help prevent such backslide.

We are assigning a summer reader journal that you can complete using any grade level appropriate books of your choice for you and your child to read over vacation. You can purchase these books through Amazon or any bookstore of your choice or use ones that you already have in your home library.

Reading Journal and Books-

Read with your children every day or as often as possible for just a brief amount of time. Let them read for a while, then you read for a while. Children really do like it when you give them that special time. You can choose a grade appropriate book of your choice to complete the journal after reading each of the books.

Your child's WEEKLY Book Journal (provided) should include one entry for each of the following weeks:

- ❖ Week of June 19th
- ❖ Week of June 26th
- ❖ Week of July 3rd
- ❖ Week of July 10th
- ❖ Week of July 17th
- ❖ Week of July 24th
- ❖ Week of July 31th
- ❖ Week of August 7th

Writing Journal-

Your child will also receive a writing journal. Please work with your child and make sure that each activity has been completed so that your child receives credit. **Please note that, while we encourage you to help and guide your child, we expect all the writing, drawing and coloring to be theirs in order to receive credit.** This is a great activity for you to help your child in strengthening their writing skills. Set aside a special time during the week, preferable on a daily basis, for them to practice their writing and grammar skill. Make it fun, no pressure! Praise them for their writing skills.

Math Activities-

The third section on this packet includes various math activities to review concepts they have learned this school year. Please work with your child and make sure that each activity has been completed so that your child receives credit. **As mentioned before, we encourage you to help and guide your child, but expect all the writing, drawing and coloring to be theirs in order to get credit.** As with the other assignments, it is necessary to set aside a special time during the week, preferable on a daily basis, for your child to complete these activities.

All of these activities (reading journal, writing journal and math activities) **will be due the first day of school.** These assignments will be your child's first graded work and will count towards their grade in their report card for the first trimester. Thank you in advance for your attention to this matter and for your cooperation and dedication to your child's education. It has been a pleasure working with you this school year and a blessing to have taught your child. Have a safe and blessed summer vacation.

Attentively,

Ms. Zuniga

Kindergarten

DAILY

WRITING

JOURNAL

Week # 1

FIRST NAME

LAST NAME

DATE

DAY OF THE WEEK

Monday

I can write my numbers from 1-30

1, 2, 3, 4, 5, 6, 7, 8,

9, 10, 11, 12, 13, 14,

15, 16, 17, 18, 19,

20, 21, 22, 23, 24,

25, 26, 27, 28, 29, 30

FIRST NAME

LAST NAME

DATE

DAY OF THE WEEK

Tuesday

I can write my numbers form 1-30

1, 2, 3, 4, 5, 6, 7, 8,

9, 10, 11, 12, 13, 14,

15, 16, 17, 18, 19,

20, 21, 22, 23, 24,

25, 26, 27, 28, 29, 30

KINDERGARTEN JOURNAL ENTRY WEEK # 0

FIRST NAME

Handwriting lines for the first name, consisting of a solid top line, a dashed middle line, and a solid bottom line.

LAST NAME

Handwriting lines for the last name, consisting of a solid top line, a dashed middle line, and a solid bottom line.

DATE

Handwriting lines for the date, consisting of a solid top line, a dashed middle line, and a solid bottom line.

DAY OF THE WEEK

Wednesday

I can write my numbers from 1-30

Multiple sets of handwriting lines (solid top, dashed middle, solid bottom) for practicing writing numbers from 1 to 30.

KINDERGARTEN JOURNAL ENTRY Week # 1

FIRST NAME

Handwriting lines for first name: a solid top line, a dashed middle line, and a solid bottom line.

LAST NAME

Handwriting lines for last name: a solid top line, a dashed middle line, and a solid bottom line.

DATE

Handwriting lines for date: a solid top line, a dashed middle line, and a solid bottom line.

DAY OF THE WEEK

Thursday

I can write my numbers from 1-30

Multiple sets of handwriting lines (solid top, dashed middle, solid bottom) for practicing writing numbers from 1 to 30.

Kindergarten

DAILY

WRITING

JOURNAL

Week #2

KINDERGARTEN JOURNAL ENTRY Week # 2

FIRST NAME

LAST NAME

DATE

DAY OF THE WEEK

Monday

I can write my alphabet in UPPERCASE

A B C D E F G

H I J K L M N

O P Q R S T U

V W X Y Z

KINDERGARTEN JOURNAL ENTRY Week # 2

FIRST NAME

LAST NAME

DATE

DAY OF THE WEEK

Tuesday

I can write my alphabet in UPPERCASE

A B C D E F G

H I J K L M N

O P Q R S T U

V W X Y Z

KINDERGARTEN JOURNAL ENTRY Week # 2

FIRST NAME

LAST NAME

DATE

DAY OF THE WEEK

Wednesday

I can write my alphabet in UPPERCASE

A B C D E F G

H I J K L M N

O P Q R S T U

V W X Y Z

KINDERGARTEN JOURNAL ENTRY Week # 2

FIRST NAME

Handwriting lines for the first name, consisting of a solid top line, a dashed middle line, and a solid bottom line.

LAST NAME

Handwriting lines for the last name, consisting of a solid top line, a dashed middle line, and a solid bottom line.

DATE

Handwriting lines for the date, consisting of a solid top line, a dashed middle line, and a solid bottom line.

DAY OF THE WEEK

Friday

I can write my alphabet in UPPERCASE

Multiple sets of handwriting lines for practicing uppercase letters, each set consisting of a solid top line, a dashed middle line, and a solid bottom line.

Kindergarten

DAILY

WRITING

JOURNAL

Week #3

KINDERGARTEN JOURNAL ENTRY Week # 3

FIRST NAME

LAST NAME

DATE

DAY OF THE WEEK

Monday

I can write my alphabet in lowercase

a b c d e f g

h i j k l m n o

p q r s t u v w

x y z

FIRST NAME

Handwriting lines for first name: a solid top line, a dashed middle line, and a solid bottom line.

LAST NAME

Handwriting lines for last name: a solid top line, a dashed middle line, and a solid bottom line.

DATE

Handwriting lines for date: a solid top line, a dashed middle line, and a solid bottom line.

DAY OF THE WEEK

Tuesday

I can write my alphabet in lowercase

a b c d e f g

h i j k l m n o

p q r s t u v w

x y z

FIRST NAME

LAST NAME

DATE

DAY OF THE WEEK

Wednesday

I can write my alphabet in lowercase

a b c d e f g

h i j k l m n o

p q r s t u v w

x y z

KINDERGARTEN JOURNAL ENTRY Week # 3

FIRST NAME

Handwriting lines for the first name, consisting of a solid top line, a dashed middle line, and a solid bottom line.

LAST NAME

Handwriting lines for the last name, consisting of a solid top line, a dashed middle line, and a solid bottom line.

DATE

Handwriting lines for the date, consisting of a solid top line, a dashed middle line, and a solid bottom line.

DAY OF THE WEEK

Thursday

I can write my alphabet in lowercase

Multiple sets of handwriting lines (solid top, dashed middle, solid bottom) for practicing lowercase letter writing.

FIRST NAME

Handwriting lines for the first name, consisting of a solid top line, a dashed middle line, and a solid bottom line.

LAST NAME

Handwriting lines for the last name, consisting of a solid top line, a dashed middle line, and a solid bottom line.

DATE

Handwriting lines for the date, consisting of a solid top line, a dashed middle line, and a solid bottom line.

DAY OF THE WEEK

Friday

I can write my alphabet in lowercase

Multiple sets of handwriting lines for practicing lowercase letters, each set consisting of a solid top line, a dashed middle line, and a solid bottom line.

Kindergarten

DAILY

WRITING

JOURNAL

Week #4

FIRST NAME

LAST NAME

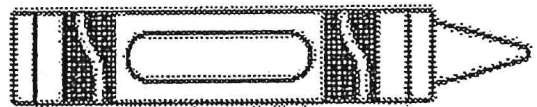
DATE

DAY OF THE WEEK

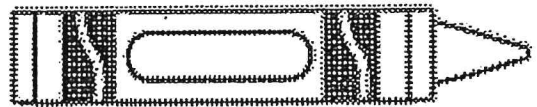
Monday

I can write my colors and color the crayon.

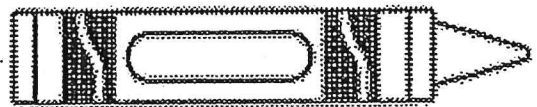
red, red



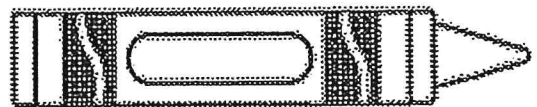
blue, blue



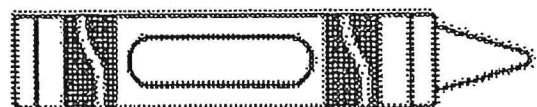
green, green



black, black



brown, brown



FIRST NAME

LAST NAME

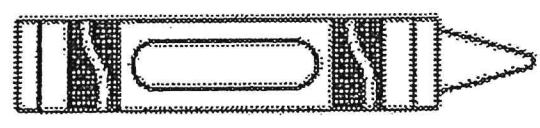
DATE

DAY OF THE WEEK

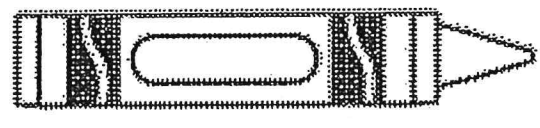
Tuesday

I can write my colors and color the crayon.

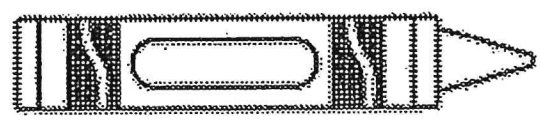
red, red



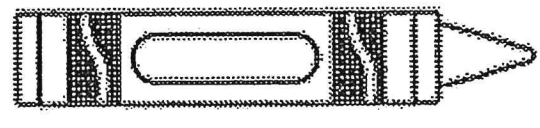
blue, blue



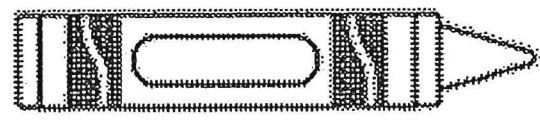
green, green



black, black



brown, brown



KINDERGARTEN JOURNAL ENTRY Week # 4

FIRST NAME

LAST NAME

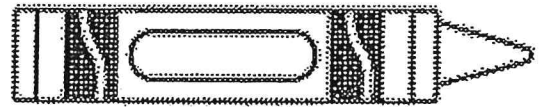
DATE

DAY OF THE WEEK


Wednesday

I can write my colors and color the crayon.

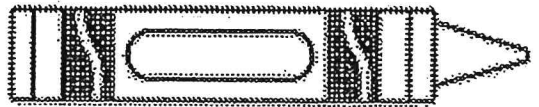
red, red



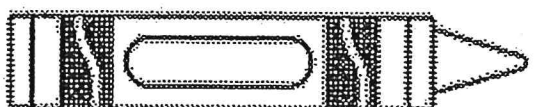
blue, blue



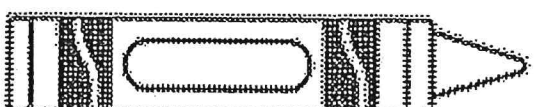
green, green



black, black



brown, brown



FIRST NAME

LAST NAME

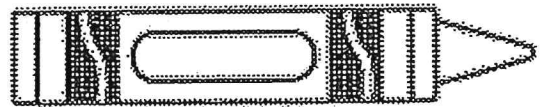
DATE

DAY OF THE WEEK


Thursday

I can write my colors and color the crayon.

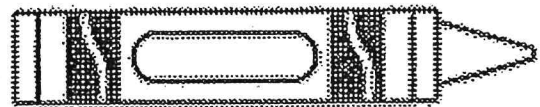
red, red




blue, blue



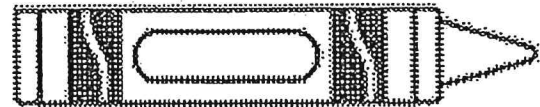
green, green



black, black



brown, brown



FIRST NAME

LAST NAME

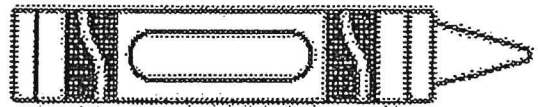
DATE

DAY OF THE WEEK

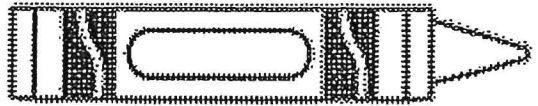
----- Friday -----

I can write my colors and color the crayon.

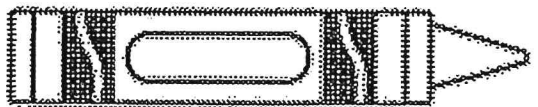
red, red



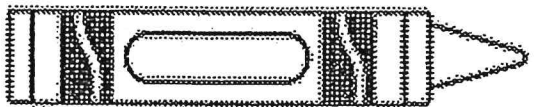
blue, blue



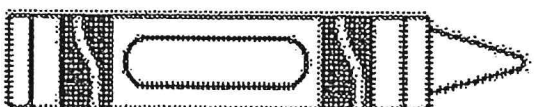
green, green



black, black



brown, brown



Kindergarten

DAILY

WRITING

JOURNAL

Week #5

FIRST NAME

LAST NAME

DATE

DAY OF THE WEEK

Monday

I can draw and write the name of two things I like to eat.

<p>_____</p> <p>-----</p> <p>_____</p>	<p>_____</p> <p>-----</p> <p>_____</p>
--	--

KINDERGARTEN JOURNAL ENTRY Week # 5

FIRST NAME

LAST NAME

DATE

DAY OF THE WEEK

Tuesday

I can draw and write the name of two things that have wings.

<p>_____</p> <p>-----</p> <p>_____</p>	<p>_____</p> <p>-----</p> <p>_____</p>
--	--

KINDERGARTEN JOURNAL ENTRY Week # 5

FIRST NAME

LAST NAME

DATE

DAY OF THE WEEK

Wednesday

I can draw and write the name of two things that have wheels.

<p>_____</p> <p>-----</p> <p>_____</p>	<p>_____</p> <p>-----</p> <p>_____</p>
--	--

KINDERGARTEN JOURNAL ENTRY Week # 5

FIRST NAME

LAST NAME

DATE

DAY OF THE WEEK

Wednesday

I can draw and write the name of two things we use in school.

<p>_____</p> <p>-----</p> <p>_____</p>	<p>_____</p> <p>-----</p> <p>_____</p>
--	--

KINDERGARTEN JOURNAL ENTRY Week # 5

FIRST NAME

LAST NAME

DATE

DAY OF THE WEEK

Friday

I can draw and write the name of two things I see in the park.

<p>_____</p> <p>-----</p> <p>_____</p>	<p>_____</p> <p>-----</p> <p>_____</p>
--	--

Kindergarten

DAILY

WRITING

JOURNAL

Week #6

KINDERGARTEN JOURNAL ENTRY Week # 6

FIRST NAME

Handwriting lines for the first name, consisting of a solid top line, a dashed middle line, and a solid bottom line.

LAST NAME

Handwriting lines for the last name, consisting of a solid top line, a dashed middle line, and a solid bottom line.

DATE

Handwriting lines for the date, consisting of a solid top line, a dashed middle line, and a solid bottom line.

DAY OF THE WEEK

Monday

I can draw and write the name of two things that are green.

<p>Blank space for drawing and writing the name of a green thing. Includes handwriting lines at the bottom.</p>	<p>Blank space for drawing and writing the name of a green thing. Includes handwriting lines at the bottom.</p>
---	---

KINDERGARTEN JOURNAL ENTRY week # 6

FIRST NAME

Handwriting lines for the first name, consisting of a solid top line, a dashed middle line, and a solid bottom line.

LAST NAME

Handwriting lines for the last name, consisting of a solid top line, a dashed middle line, and a solid bottom line.



DATE

Handwriting lines for the date, consisting of a solid top line, a dashed middle line, and a solid bottom line.

DAY OF THE WEEK

Handwriting lines for the day of the week, with the word "Tuesday" written in a dashed font for tracing.

I can draw and write the name of two things that are yellow.

	
--	--

FIRST NAME

Handwriting lines for first name: a solid top line, a dashed middle line, and a solid bottom line.

LAST NAME

Handwriting lines for last name: a solid top line, a dashed middle line, and a solid bottom line.

DATE

Handwriting lines for date: a solid top line, a dashed middle line, and a solid bottom line.

DAY OF THE WEEK

Wednesday

I can draw and write the name of two things that are blue.

<p>Blank area for drawing and writing the name of two blue things.</p> <p>Handwriting lines: a solid top line, a dashed middle line, and a solid bottom line.</p>	<p>Blank area for drawing and writing the name of two blue things.</p> <p>Handwriting lines: a solid top line, a dashed middle line, and a solid bottom line.</p>
---	---

KINDERGARTEN JOURNAL ENTRY Week # 6

FIRST NAME

Handwriting lines for the first name, consisting of a solid top line, a dashed middle line, and a solid bottom line.

LAST NAME

Handwriting lines for the last name, consisting of a solid top line, a dashed middle line, and a solid bottom line.

DATE

Handwriting lines for the date, consisting of a solid top line, a dashed middle line, and a solid bottom line.

DAY OF THE WEEK

Thursday

I can draw and write the name of two things that are red.

<p>Blank space for drawing and writing the name of two things that are red. Includes handwriting lines at the bottom.</p>	<p>Blank space for drawing and writing the name of two things that are red. Includes handwriting lines at the bottom.</p>
---	---

KINDERGARTEN JOURNAL ENTRY Week # 6

FIRST NAME

LAST NAME

DATE

DAY OF THE WEEK

Friday

I can draw and write the name of two things that are black.

<p>_____</p> <p>-----</p> <p>_____</p>	<p>_____</p> <p>-----</p> <p>_____</p>
--	--

Kindergarten

DAILY

WRITING

JOURNAL

Week #7

KINDERGARTEN JOURNAL ENTRY Week # 7

FIRST NAME

LAST NAME

DATE

DAY OF THE WEEK

Monday

I can draw and write the name of shapes.

squares

circles

KINDERGARTEN JOURNAL ENTRY Week # 7

FIRST NAME

Handwriting lines for first name: a solid top line, a dashed middle line, and a solid bottom line.

LAST NAME

Handwriting lines for last name: a solid top line, a dashed middle line, and a solid bottom line.



DATE

Handwriting lines for date: a solid top line, a dashed middle line, and a solid bottom line.

DAY OF THE WEEK

Handwriting lines for day of the week with the word "Tuesday" written in a dashed font for tracing.

I can draw and write the name of shapes.

 <p>triangle</p>	 <p>rectangle</p>
--	---

KINDERGARTEN JOURNAL ENTRY Week # 7

FIRST NAME

LAST NAME

DATE

DAY OF THE WEEK

Wednesday

I can draw and write the name of shapes.

oval

diamond

KINDERGARTEN JOURNAL ENTRY Week # 7

FIRST NAME

Handwriting lines for the first name.

LAST NAME

Handwriting lines for the last name.

DATE

Handwriting lines for the date.

DAY OF THE WEEK

Thursday

I can draw and write mom and dad.

Blank drawing area for mom and the word 'mom' on handwriting lines.

Blank drawing area for dad and the word 'dad' on handwriting lines.

KINDERGARTEN JOURNAL ENTRY Week # 7

FIRST NAME

LAST NAME

DATE

DAY OF THE WEEK

Friday

I can draw and write aunt and uncle.

<p>_____</p> <p>-----</p> <p>aunt</p>	<p>_____</p> <p>-----</p> <p>uncle</p>
---------------------------------------	--

Kindergarten

DAILY

WRITING

JOURNAL

Week # 8

KINDERGARTEN JOURNAL ENTRY Week 7 8

FIRST NAME

LAST NAME

DATE

DAY OF THE WEEK

Monday

I can draw and name (write) two people.

<p>_____</p> <p>-----</p> <p>_____</p>	<p>_____</p> <p>-----</p> <p>_____</p>
--	--

KINDERGARTEN JOURNAL ENTRY Week # 8

FIRST NAME

LAST NAME

DATE

DAY OF THE WEEK

Tuesday

I can draw and name (write) two animals.

<p>_____</p> <p>-----</p> <p>_____</p>	<p>_____</p> <p>-----</p> <p>_____</p>
--	--

KINDERGARTEN JOURNAL ENTRY week 75 6

FIRST NAME

Handwriting lines for the first name, consisting of a solid top line, a dashed middle line, and a solid bottom line.

LAST NAME

Handwriting lines for the last name, consisting of a solid top line, a dashed middle line, and a solid bottom line.



DATE

Handwriting lines for the date, consisting of a solid top line, a dashed middle line, and a solid bottom line.

DAY OF THE WEEK

Wednesday

I can draw and name (write) two things.

 <p>_____</p> <p>_____</p> <p>_____</p>	 <p>_____</p> <p>_____</p> <p>_____</p>
---	---

KINDERGARTEN JOURNAL ENTRY Week # 8

FIRST NAME



LAST NAME

DATE

DAY OF THE WEEK

Thursday

I can draw and name (write) two places.

 <p>_____</p> <p>-----</p> <p>_____</p>	 <p>_____</p> <p>-----</p> <p>_____</p>
--	--

KINDERGARTEN JOURNAL ENTRY Week # 8

FIRST NAME

Handwriting lines for first name: a solid top line, a dashed middle line, and a solid bottom line.

LAST NAME

Handwriting lines for last name: a solid top line, a dashed middle line, and a solid bottom line.

DATE

Handwriting lines for date: a solid top line, a dashed middle line, and a solid bottom line.

DAY OF THE WEEK

Handwriting lines for day of the week with the word "Friday" written in a dashed font for tracing.

I can draw and name ME!

A large rectangular box with a thick black border, containing three horizontal handwriting lines (solid top, dashed middle, solid bottom) for drawing and labeling.

Kindergarten

WEEKLY

Reading

JOURNAL


READING JOURNAL ENTRY Week # 1

FIRST NAME

LAST NAME

DATE

Draw a picture and write one sentence about your favorite part in the book.




READING JOURNAL ENTRY Week # 2

FIRST NAME

LAST NAME

DATE

Draw a picture and write one sentence about your favorite part
in the book.




READING JOURNAL ENTRY Week # 3

FIRST NAME

LAST NAME

DATE

Draw a picture and write one sentence about your favorite part in the book.




READING JOURNAL ENTRY Week # 4

FIRST NAME

LAST NAME

DATE

Draw a picture and write one sentence about your favorite part
in the book.




READING JOURNAL ENTRY Week # 5

FIRST NAME

LAST NAME

DATE

Draw a picture and write one sentence about your favorite part
in the book.




READING JOURNAL ENTRY Week # 6

FIRST NAME

LAST NAME

DATE

Draw a picture and write one sentence about your favorite part
in the book.




READING JOURNAL ENTRY Week # 7

FIRST NAME

LAST NAME

DATE

Draw a picture and write one sentence about your favorite part in the book.




READING JOURNAL ENTRY Week # 8

FIRST NAME

LAST NAME

DATE

Draw a picture and write one sentence about your favorite part
in the book.



Kindergarten

DAILY


MATH

ACTIVITIES

Week # 1


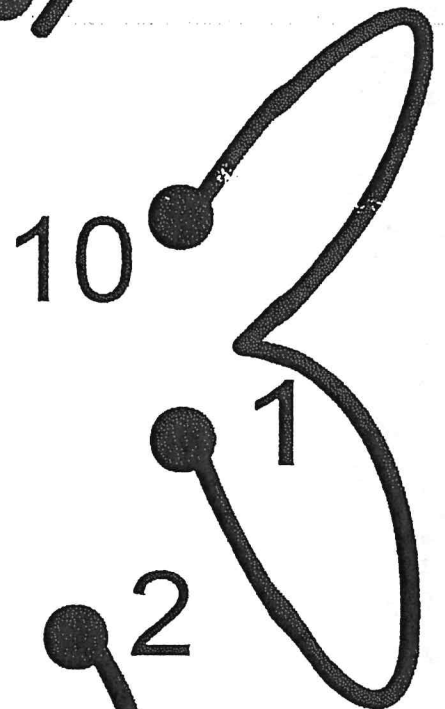
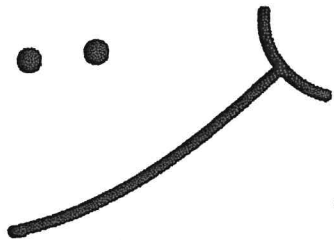



Name: _____

Ocean Fun Dot to Dot

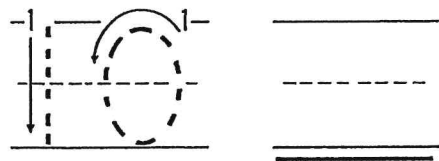
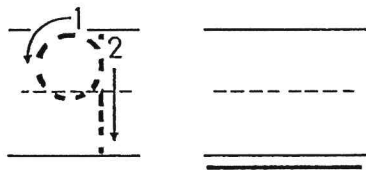
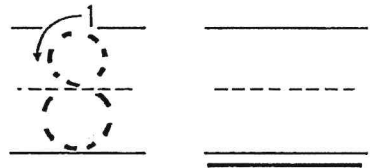
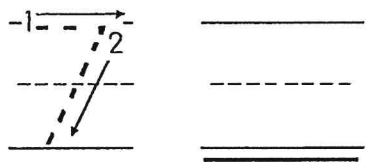

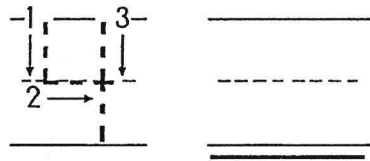
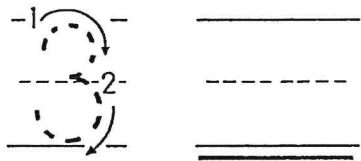
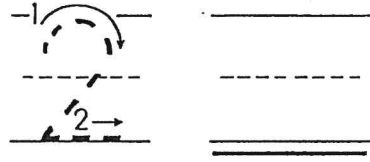



Directions: Connect the dots from 1-10. Say the numbers as you connect the dots. Color the picture.

1	2	3	4	5	6	7	8	9	10
---	---	---	---	---	---	---	---	---	----

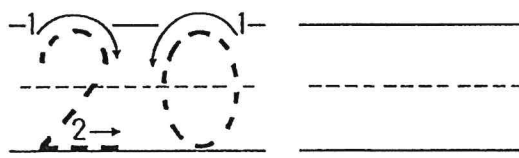
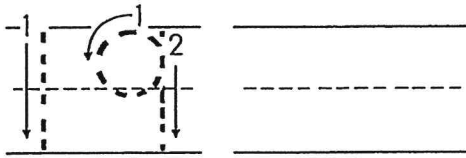
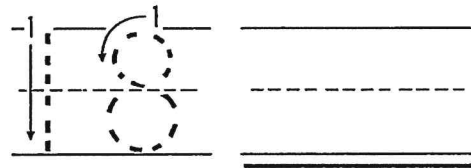
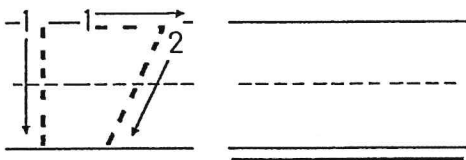
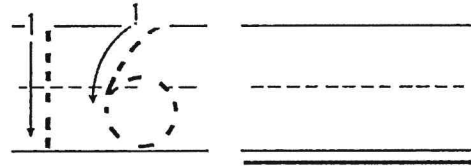
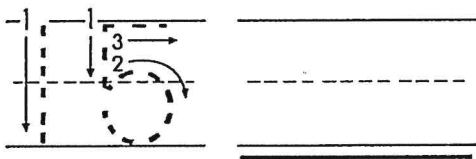
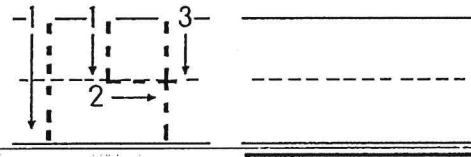
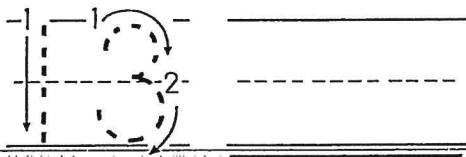
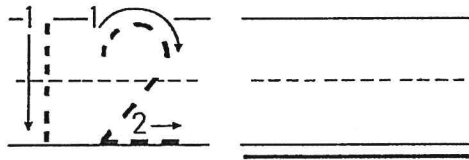
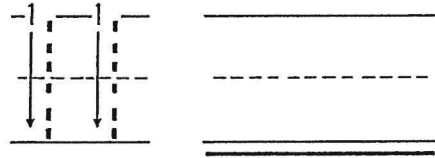


Trace and copy the numbers.




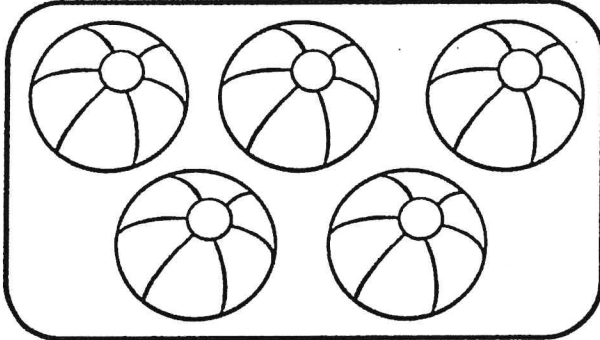




Trace and copy the numbers.



Count and write how many.



Color by number.


1-red

2-blue

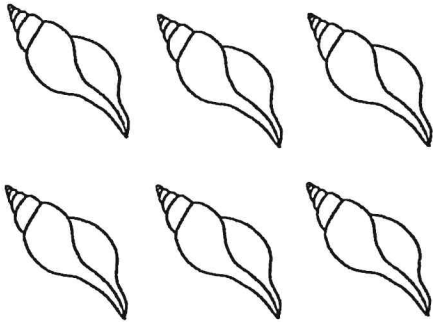
3-green

4-yellow


5-brown



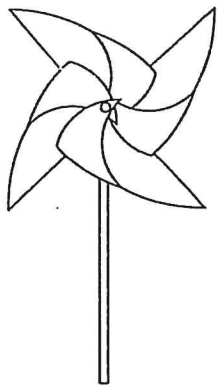
Count and color how many.



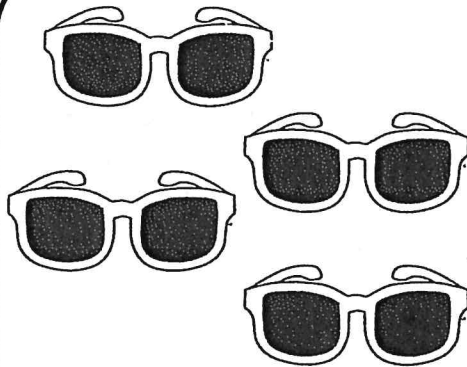
4 6 2



3 1 8



5 1 2



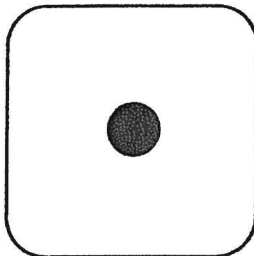
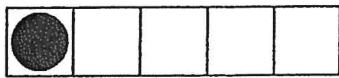
7 3 4

Number Sense 1-4 Cards

Directions: Cut apart and use these cards to practice identifying ways to show numbers 1-4 using a five frame, dice, and fingers.

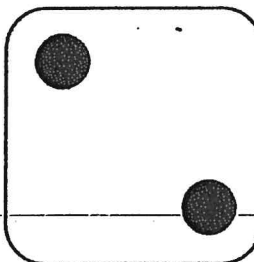
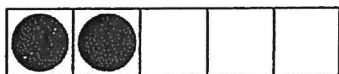
1

one



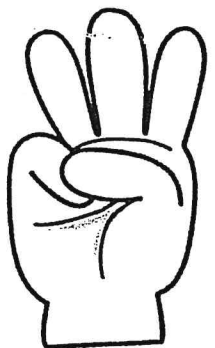


2

two






3

three



4

four



Kindergarten

DAILY

MATH

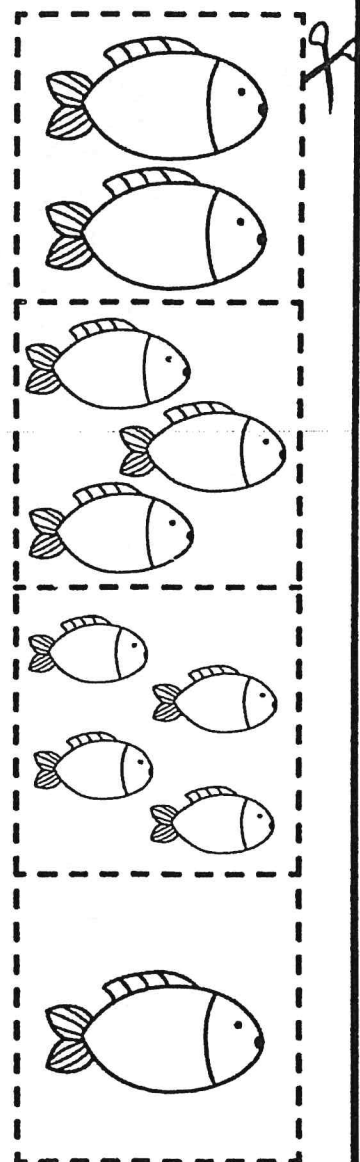




ACTIVITIES

Week #2

Name: _____

Count, Chomp and Match

Directions: Cut and paste the correct number of fish to match inside each shark's mouth.

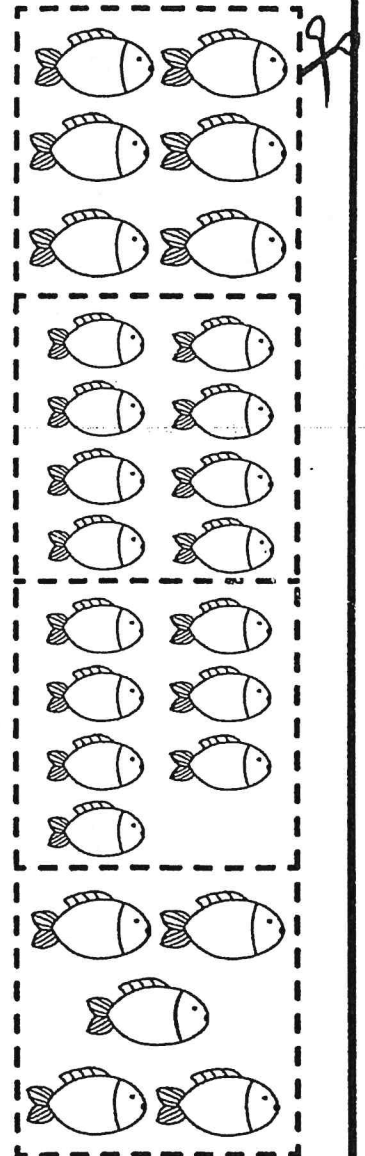




Name: _____



Count, Chomp and Match

Directions: Cut and paste the correct number of fish to match inside each shark's mouth.



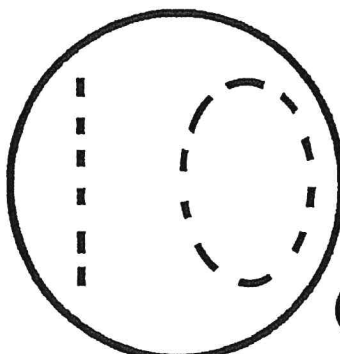
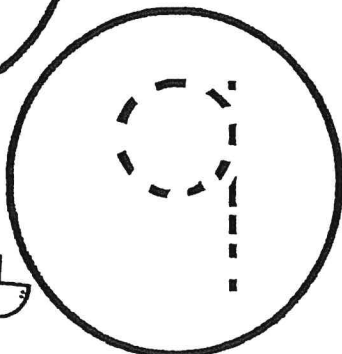
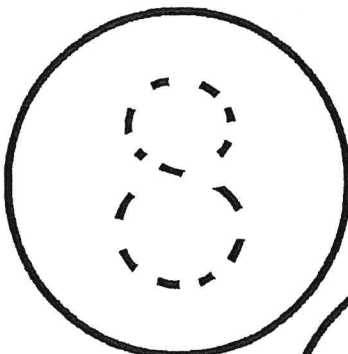
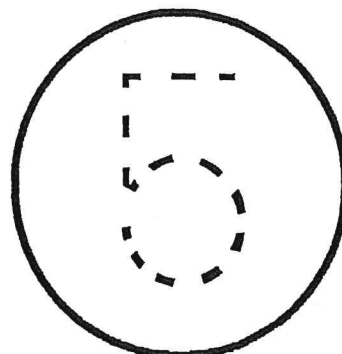
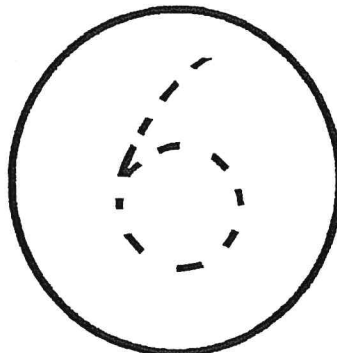
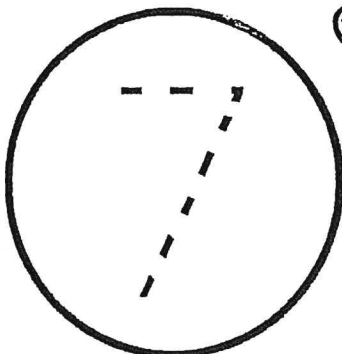
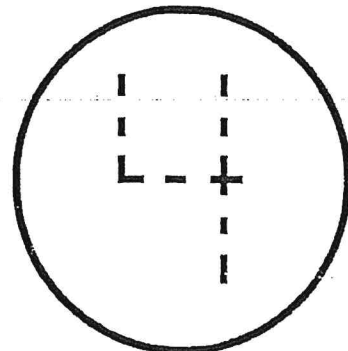

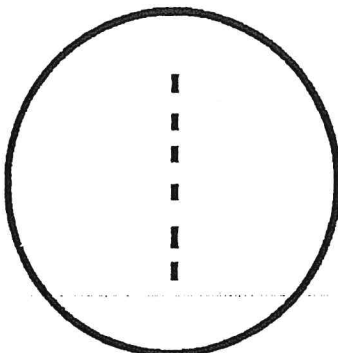
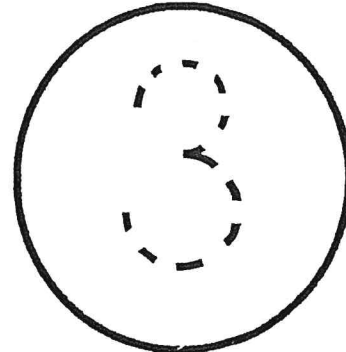
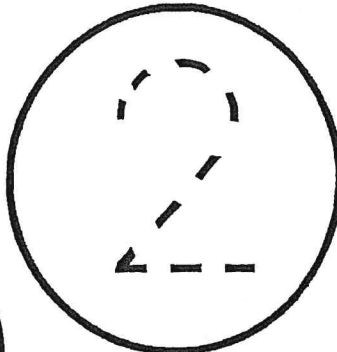



Tracing 1-10

Name: _____

Directions: Trace the numbers 1-10 to help the diver explore the cave.


1	2	3	4	5	6	7	8	9	10
---	---	---	---	---	---	---	---	---	----



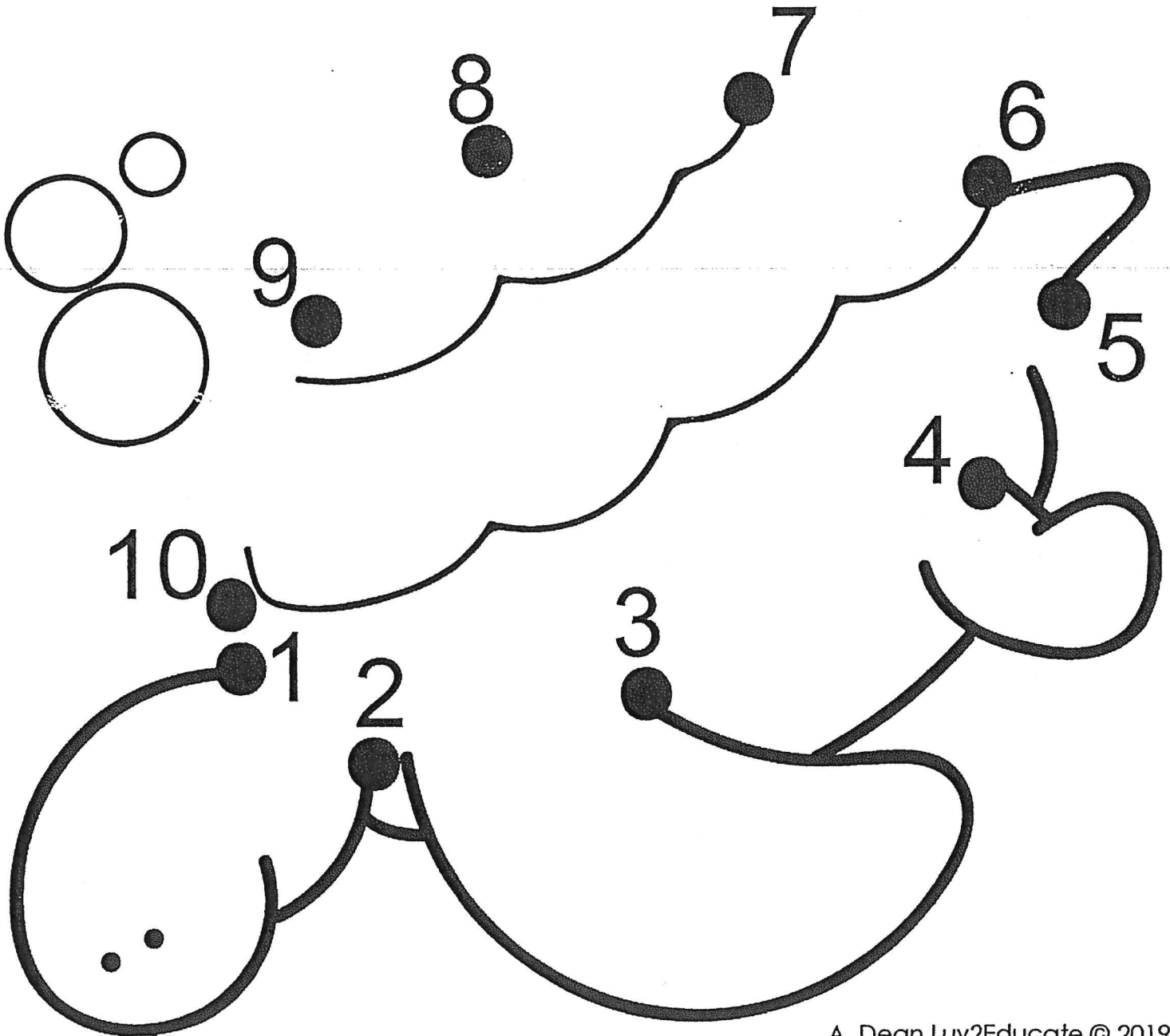
Name: _____

Ocean Fun Dot to Dot

Directions: Connect the dots from 1-10. Say the numbers as you connect the dots. Color the picture.



1	2	3	4	5	6	7	8	9	10
---	---	---	---	---	---	---	---	---	----



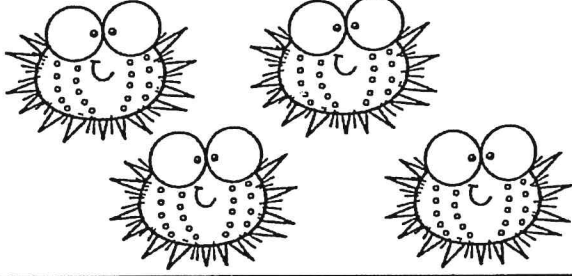




Name: _____



Count and Match 1-5

Directions: Cut and paste the correct number to each set of items.

3


5

1

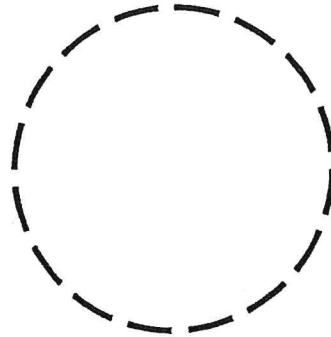
4

2

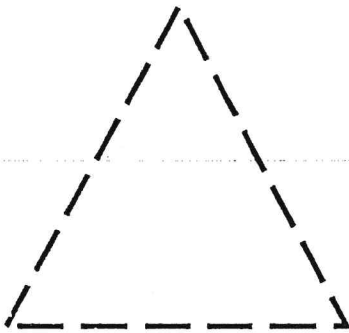
Trace the shapes.




square




circle



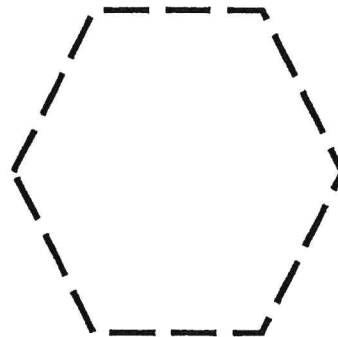
triangle



rhombus



rectangle



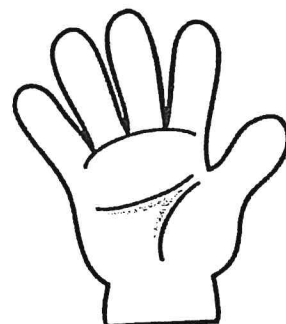

hexagon

Number Sense 5-8 Cards

Directions: Cut apart and use these cards to practice identifying ways to show the numbers 5-8 using a ten frame, dice, and fingers.



5

five



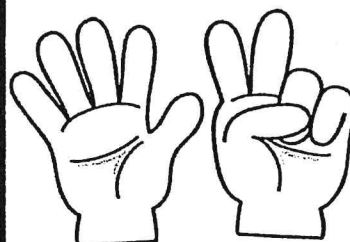
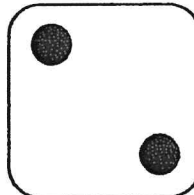


6

six




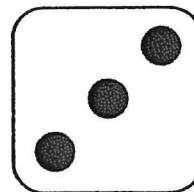


7

seven



8

eight



Kindergarten

DAILY

MATH

ACTIVITIES

Week #3